

A QoT Estimation Method using EGN-assisted Machine Learning for Network Planning Applications

Jasper Müller⁽¹⁾, Sai Kireet Patri^(1,2), Tobias Fehenberger⁽¹⁾,
Carmen Mas-Machuca⁽²⁾, Helmut Griesser⁽¹⁾, Jörg-Peter Elbers⁽¹⁾

⁽¹⁾ ADVA, Fraunhoferstr. 9a, 82152 Martinsried/Munich, Germany, jmueller@adva.com

⁽²⁾ Chair of Communication Networks, Technical University of Munich, Arcisstr. 21, Munich, Germany

Abstract An ML model based on precomputed per-channel SCI is proposed. Due to its superior accuracy over closed-form GN, an average SNR gain of 1.1 dB in an end-to-end link optimization and a 40% reduction in required lightpaths to meet traffic requests in a network planning scenario are shown.

Introduction

With the advent of flexible grid bandwidth-variable transponders and low margin optical networking, network planning and optimization is becoming increasingly complex. Simultaneously, driven by a rapidly growing demand in network throughput^[1], the optimization of the current network infrastructure is of pivotal importance. Modern routing, modulation and spectrum assignment algorithms require a path calculation engine (PCE), capable of fast and accurate quality of transmission (QoT) estimation.

The crucial part for QoT estimation is computing the nonlinear interference (NLI), for which a variety of models are available. These models, such as the split-step simulations and various Gaussian noise (GN) models, follow a trade-off between accuracy and complexity. In a C-band system using standard single mode fiber, the main NLI components are self-channel interference (SCI) and cross-channel interference (XCI). The vast majority of the computational complexity of accurate models like the enhanced GN (EGN) model^[2] comes from the XCI computation.

Machine learning (ML) has become a popular tool^[3] for QoT estimation due to its ability to accurately predict nonlinear functions as well as its fast computation after the initial training. Most ML approaches in the literature fall into two classes. Classification methods have shown high accuracy in predicting the feasibility of a candidate lightpath in relation to a BER threshold^{[4]–[6]}. Regression approaches, on the other hand, have been used for Q-factor prediction of multiple channels on a testbed link^[7], in the context of modeling parameter uncertainty^[8], and recently for the estimation of a generalized signal-to-noise ratio (GSNR)

distribution, assuming imperfect representation of physical parameters by the ML features^[9]. A neural-network-based NLI regression model has been demonstrated to accurately predict QoT in a live production network^[10].

In this work, we propose a novel QoT estimation approach in which an ML regression model is using precomputed SCI values of each WDM channel as its input features in order to fast and accurately determine the total NLI for all channels. The capabilities of this approach using a gradient-boosting ML model are demonstrated in two proof-of-concept network planning scenarios. In a multi-step planning on a small network, we achieve savings of over 40% of the required lightpaths, and the spectral assignment optimization on an end-to-end link leads to an improvement of 1.1 dB in average SNR.

Divide-and-conquer QoT Estimation

SNR as figure of merit for QoT over a nonlinear fiber is defined as^[2]

$$\text{SNR} = \frac{P_{\text{tx}}}{\sigma_{\text{noise}}^2} = \frac{P_{\text{tx}}}{\sigma_{\text{ASE}}^2 + \sigma_{\text{SCI}}^2 + \sigma_{\text{XCI}}^2}, \quad (1)$$

where multi-channel interference is neglected. The computation of the total noise contribution can be split into three parts. The ASE noise can be calculated fast and straightforward, using well-known analytical formulas. The SCI computation is reasonably fast, even when using the full-form integral-based EGN model, because it requires integration over a small frequency band as SCI depends only on the channel under test (CUT) itself. In contrast, the XCI evaluation is computationally highly complex as it needs to consider all WDM channels and thus involves several THz of integration bandwidth.

The key idea of the proposed *divide-and-conquer* approach for NLI computation is to com-

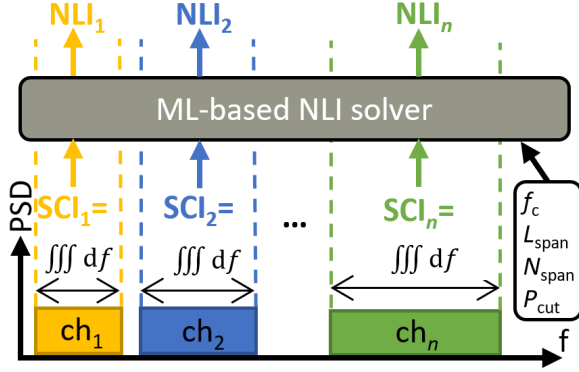


Fig. 1: Illustration of the proposed divide-and-conquer method for QoT estimation.

pute only the SCI of each channel with the full-form EGN model ("divide") and store the SCI values for future use. An ML-based NLI solver uses the precomputed SCI values and some further inputs to determine the total NLI and thus the QoT of each lightpath ("conquer"). An illustration of the principle is shown in Fig. 1. The proposed scheme has to solve relatively simple integrals only once. Stored SCI values are reused for future NLI evaluation as in our model adding new lightpaths does not change the SCI of an existing channel. This is in contrast to conventional accurate NLI solvers that require taking into account the full spectrum to determine the NLI of each channel. The physical motivation behind our approach is that the SCI of a particular WDM channel depends on a set of parameters which largely define the XCI that this channel inflicts onto its neighbors. Hence, instead of describing an interferer by its full spectrum (as we would do in the EGN model), the SCI of such an interferer serves as a proxy. The evaluation of XCI, and thus total NLI, based on SCI is done in an ML model that is described in the following.

ML-based NLI Solver

For computing NLI, a gradient-boosting ML model based on the XGBoost (XGB)^[11] library is used. In XGB, a decision tree ensemble is constructed one by one by fitting a new tree to the prediction error of the existing ones. XGB models are powerful ML models that are widely considered to be a preferable choice for tabular datasets. The advantage of the XGB model over neural networks frequently used for QoT estimation is that it is easier to optimize the model's hyperparameters and the feature selection. The output of a gradient-boosting model can be made explainable by tools such as TreeExplainer^[12], quantifying the impact of a datapoint's input features on the model's output. The XGB hyperparameters have been optimized on training data using cross-validation. The

Tab. 1: Parameter space for data generation

| | |
|--------------------|---------------------|
| L_{span} [km] | {60, 80, 100, 120} |
| N_{span} | 1 to 50, step=1 |
| Modulation | QPSK, 16/32/64 QAM |
| Data rate [Gbit/s] | 100 to 600, step=50 |

input features for the model were chosen from the available parameters using the XGB feature importance measuring the prediction power of the input features. Features with low prediction power were disregarded, optimizing the models performance on the validation set. The chosen input features are the SCI values of the CUT and its 10 closest WDM neighbors as well as their distance to the CUT. Additionally the CUT launch power, total number of channels, span length and the number of spans are chosen as inputs. The model is trained to output the NLI constant η_{NLI} in dB, defined as the total NLI power normalized by the transmit power cubed.

The EGN model is used to generate a large and accurate data set for the training, validation and testing of the XGB ML model. The parameter space is shown in Table 1. The C-Band is filled from 75% up to 95% with the channel parameters drawn uniformly. Frequency slots are chosen with a granularity of 12.5 GHz. The power spectral density (PSD) is assumed to be equalized over all channels, with a 100G QPSK channel at 35 GBd having 0 dBm launch power. In total over 230k data points were generated, representing more than 2200 different link configurations. The generated data set was split into training, validation and test set using an 70/10/20 split. Note that the data set has widely varying WDM grid layouts but only a limited number of link layouts. We found^[10] that links of heterogeneous span lengths and varying attenuation can be well represented by using combined parameters, such as the average of the cumulative sum of the span lengths, as the input into an ML model.

Numerical Results on Simulation Data

In Fig. 2, the cumulative distribution function (CDF) of the SNR error in dB of the ML model is compared to that of the closed-form EGN approximate model^[13], henceforth referred to as GN. A mean error of less than 0.1 dB SNR is obtained for the ML-based QoT estimator and 0.15 dB for the GN. On 99% of the test data set, the ML models error lies below 0.45 dB SNR, whereas the 99th percentile for the GN is 0.55 dB. A clear advantage of the ML model is its computation time, which is just 17 μ s (i7-7500U CPU with 12GB RAM), and thus about 300 times faster than the

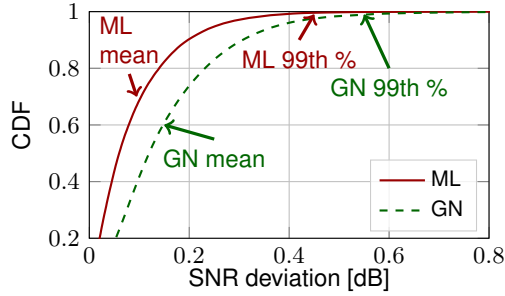


Fig. 2: CDF of the SNR deviation between ML model (red) and GN (green, dashed), in relation to EGN.

5 ms needed for the GN. In comparison, the EGN model takes on average 100 seconds. Although the millisecond time scale and the accuracy of the GN might be sufficient for a variety of applications, complex network planning tasks could require the performance and in particular the speed improvement offered by the ML model. In conclusion, the proposed ML-based QoT estimator is orders of magnitude faster than the EGN model with a prediction accuracy that is comparable to previous QoT estimators^[10]. In the following, it is demonstrated in two proof-of-concept application scenarios.

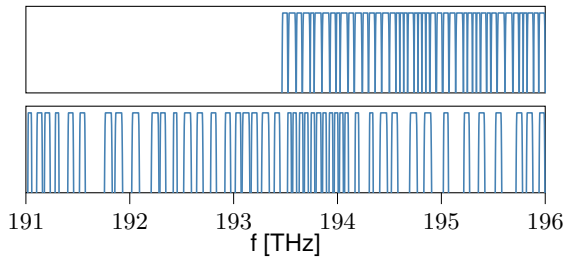


Fig. 3: Spectra of first fit (top) and ML optimization (bottom), resulting in 1.1 dB average SNR difference.

Application 1: Spectral Optimization

The first application is the optimization of the spectral assignment on a 960 km link. The 5 THz C-band was split into 400 slots of 12.5 GHz each. The spectrum was assumed to be filled to 50%. As a baseline, channels of different configurations are placed in a first-fit manner, as shown in Fig. 3.

For the same order of demands to be placed, the optimization algorithm using the ML model chooses the slot that minimizes the total NLI of all previous channels by sweeping over all possible placements. The optimized spectrum is shown at the bottom of Fig. 3. An SNR improvement was achieved for all channels, and the average gain of 1.1 dB corresponds to a considerable increase in system margin. This brute-force optimization algorithm required a total of more than 120k NLI computations, which took 8 minutes. This demonstrates the need for fast and accurate QoT estimators in order to optimize the current network infrastructure.

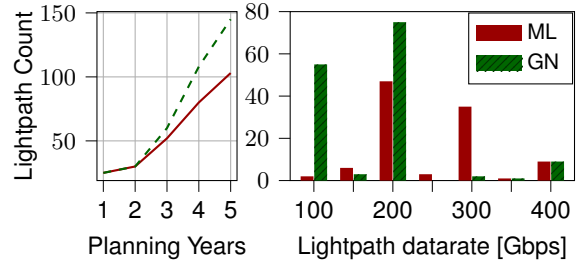


Fig. 4: Number of lightpaths used in multi-period planning scenario per year (left) and per configuration (right).

Application 2: PCE for Network Planning

In a multi-period scenario, a large number of QoT calculations is required. Therefore, full-form integral models like the EGN model cannot be applied. Open source PCEs like GNPY^[14] use GNs in order to provide quick QoT estimates. However, these calculations suffer from estimation inaccuracies accumulated during multi-period planning. To mitigate this, we integrated our proposed ML-based QoT estimator into a multi-period network planner^[15] and conducted a five-year network planning study for the small NORDUnet network^[16], consisting of 5 nodes, 4 links, and 10 demand pairs. We assume that each demand pair generates traffic requests (TRs) every year according to a recently proposed traffic model^[15]. The RMSA algorithm then places lightpaths in order to meet the demands. This exercise is repeated using ML and GN as PCE.

As shown in Fig. 4, the ML model suggests that a higher datarate can be used for the lightpaths in the network than when using the GN estimator. Since the planning algorithm tries to achieve the TR with minimal number of lightpaths, both QoT estimators are able to satisfy all TRs every year. However, ML is able to achieve the TRs by placing 40% fewer lightpaths in the five year planning period, as shown in Fig. 4. This leads to an overall reduction in spectral usage, and can be helpful in delaying the need to light additional dark fibers.

Conclusions

We have introduced an ML-based QoT estimator, taking in SCI values computed by EGN. The ML model achieves high accuracy on simulation data (<0.1 dB mean SNR error), outperforming GN models. We demonstrated that using the proposed ML based QoT estimator, network planners can optimize spectral assignments to increase margins considerably (1.1 dB) and reduce the number of required lightpaths in a multi-period planning scenario by 40%. Using an ML-based QoT estimator, the conservative calculations from closed-form GNs can be avoided.

References

- [1] "Cisco annual internet report (2018-2023)", Cisco Systems, Inc., White Paper, [Last Accessed: May 2021]. [Online]. Available: <https://www.cisco.com/c/en/us/solutions/collateral/executive-perspectives/annual-internet-report/white-paper-c11-741490.html>.
- [2] A. Carena, G. Bosco, V. Curri, Y. Jiang, P. Poggiolini, and F. Forghieri, "EGN model of non-linear fiber propagation", *Optics express*, vol. 22, pp. 16 335–16 362, Jun. 2014. DOI: 10.1364/OE.22.016335.
- [3] Y. Pointurier, "Machine learning techniques for quality of transmission estimation in optical networks", *IEEE/OSA Journal of Optical Communications and Networking*, vol. 13, no. 4, B60–B71, 2021. DOI: 10.1364/JOCN.417434.
- [4] S. Aladin, A. V. S. Tran, S. Allogba, and C. Tremblay, "Quality of transmission estimation and short-term performance forecast of lightpaths", *Journal of Lightwave Technology*, vol. 38, no. 10, pp. 2807–2814, 2020. DOI: 10.1109/JLT.2020.2975179.
- [5] C. Rottondi, L. Barletta, A. Giusti, and M. Tornatore, "Machine-learning method for quality of transmission prediction of unestablished lightpaths", *J. Opt. Commun. Netw.*, vol. 10, no. 2, A286–A297, Feb. 2018. DOI: 10.1364/JOCN.10.00A286. [Online]. Available: <http://jocn.osa.org/abstract.cfm?URI=jocn-10-2-A286>.
- [6] R. M. Morais and J. Pedro, "Machine learning models for estimating quality of transmission in DWDM networks", *IEEE/OSA Journal of Optical Communications and Networking*, vol. 10, no. 10, pp. D84–D99, 2018. DOI: 10.1364/JOCN.10.000D84.
- [7] Z. Gao, S. Yan, J. Zhang, M. Mascarenhas, R. Nejabati, Y. Ji, and D. Simeonidou, "ANN-Based Multi-Channel QoT-Prediction over a 563.4-Km Field-Trial Testbed", English, *Journal of Lightwave Technology*, vol. 38, no. 9, pp. 2646–2655, Feb. 2020, ISSN: 0733-8724. DOI: 10.1109/JLT.2020.2971104.
- [8] J. Pesic, M. Lonardi, N. Rossi, T. Zami, E. Seve, and Y. Pointurier, "How Uncertainty on the Fiber Span Lengths Influences QoT Estimation using Machine Learning in WDM Networks", in *2020 Optical Fiber Communications Conference and Exhibition (OFC)*, 2020.
- [9] M. Ibrahimi, H. Abdollahi, C. Rottondi, A. Giusti, A. Ferrari, V. Curri, and M. Tornatore, "Machine learning regression for QoT estimation of unestablished lightpaths", *IEEE/OSA Journal of Optical Communications and Networking*, vol. 13, no. 4, B92–B101, 2021. DOI: 10.1364/JOCN.410694.
- [10] J. Müller, T. Fehenberger, S. K. Patri, K. Kaeval, H. Griesser, M. Tikas, and J.-P. Elbers, "Quality of transmission estimation in a live production network using machine learning", in *2021 Optical Fiber Communications Conference and Exhibition (OFC)*, 2021.
- [11] T. Chen and C. Guestrin, "XGBoost: A scalable tree boosting system", in *Proceedings of the 22nd ACM SIGKDD International Conference on Knowledge Discovery and Data Mining*, ser. KDD '16, San Francisco, California, USA: ACM, 2016, pp. 785–794, ISBN: 978-1-4503-4232-2. DOI: 10.1145/2939672.2939785. [Online]. Available: <http://doi.acm.org/10.1145/2939672.2939785>.
- [12] S. M. Lundberg, G. Erion, H. Chen, A. DeGrave, J. M. Prutkin, B. Nair, R. Katz, J. Himmelfarb, N. Bansal, and S.-I. Lee, "From local explanations to global understanding with explainable AI for trees", *Nature Machine Intelligence*, vol. 2, no. 1, pp. 2522–5839, 2020.
- [13] M. Zefreh, F. Forghieri, S. Piciaccia, and P. Poggiolini, "Accurate closed-form real-time egn model formula leveraging machine-learning over 8500 thoroughly randomized full c-band systems", *Journal of Lightwave Technology*, vol. PP, pp. 1–1, May 2020. DOI: 10.1109/JLT.2020.2997395.
- [14] *Optical route planning library*, [Last Accessed: May 2021]. [Online]. Available: <https://gnpy.readthedocs.io/en/master/>.
- [15] S. K. Patri, A. Autenrieth, J.-P. Elbers, and C. Mas-Machuca, "Planning Optical Networks for Unexpected Traffic Growth", in *2020 European Conference on Optical Communications (ECOC)*, 2020, pp. 1–4. DOI: 10.1109/ECOC48923.2020.9333215.
- [16] *Nordunet topology*, [Last Accessed: May 2021]. [Online]. Available: <http://www.topology-zoo.org/files/Nordunet1989.gml>.