

2°
975
1.2

ARCHIVES DE LA COMMISSION

DES

Monuments Historiques

PUBLIÉES SOUS LE PATRONAGE DE L'ADMINISTRATION DES BEAUX-ARTS

PAR LES SOINS DE MM.

A. DE BAUDOT

INSPECTEUR GÉNÉRAL DES ÉDIFICES
DIOCÉSAINS

A. PERRAULT-DABOT

ARCHIVISTE DE LA COMMISSION
DES MONUMENTS HISTORIQUES

ASSISTÉS

D'UNE DÉLÉGATION DE LA COMMISSION DES MONUMENTS HISTORIQUES

TOME I

ILE-DE-FRANCE
PICARDIE



FASCICULE 2

Bl. 26 - 50 = Ed. 1, [R]

PARIS

LIBRAIRIE RENOUARD

HENRI LAURENS, ÉDITEUR

9, RUE DE TOURNON, 6

LIBRAIRIE GÉNÉRALE DE L'ARCHITECTURE

(Ancienne Maison ANDRÉ DALY Fils et C^{ie})

CHARLES SCHMID, ÉDITEUR

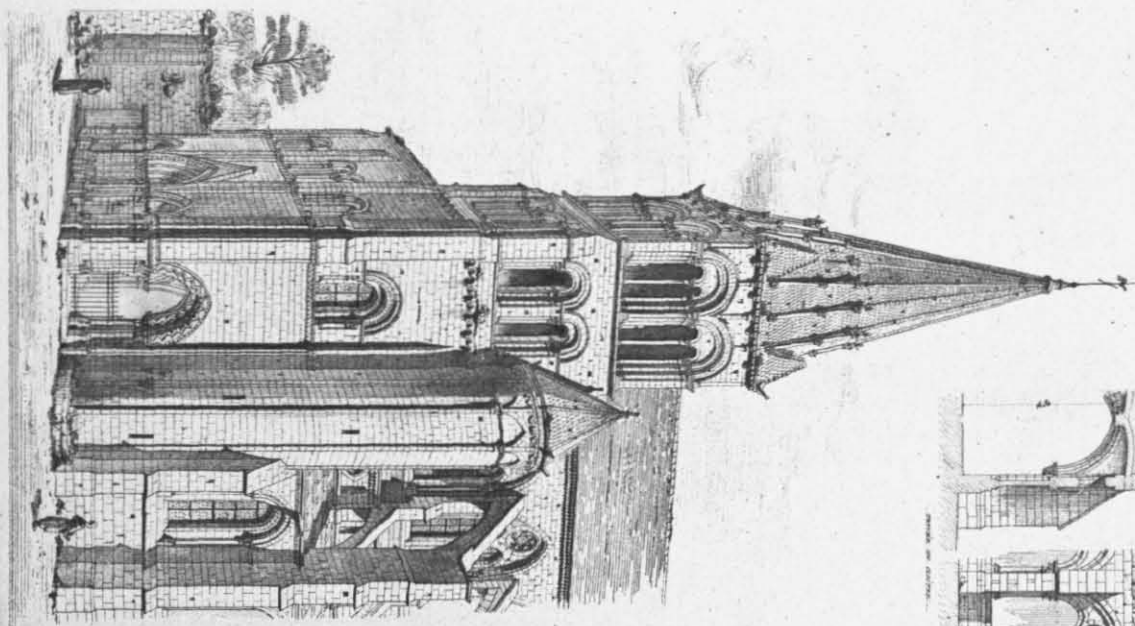
51, RUE DES ÉCOLES, 51

TUM
10 Stammgalerie


0004

C

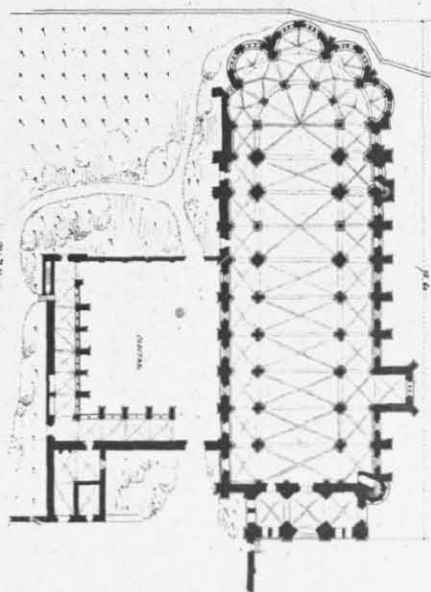
1437




Église de St. Léu d'Esserent.



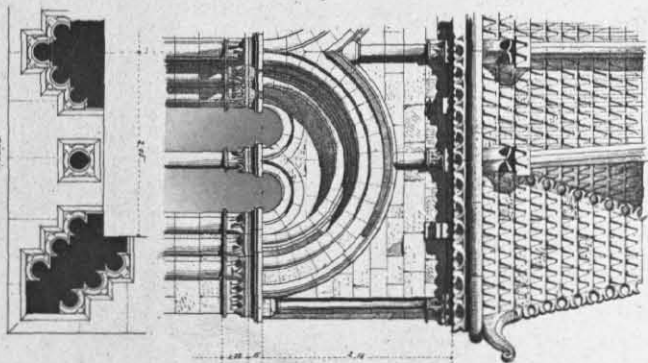
Détail de la fenêtre.



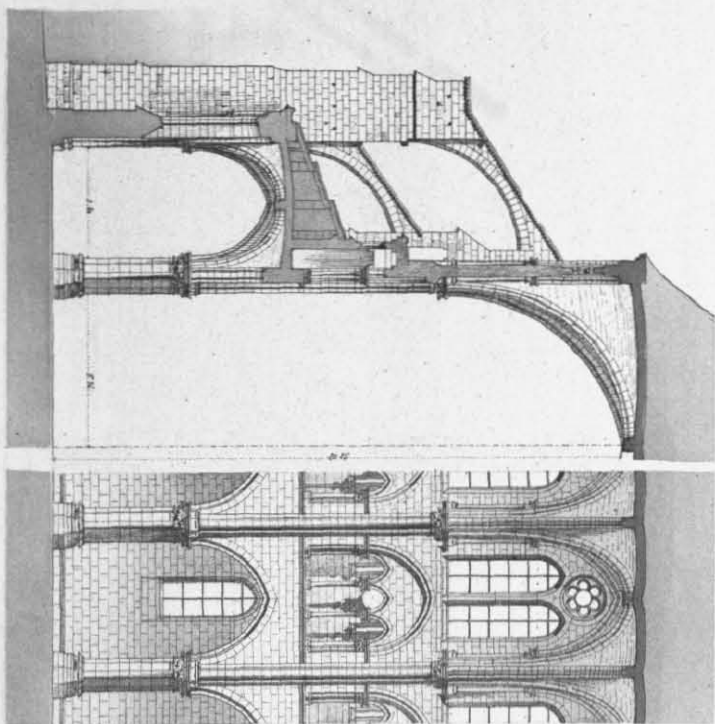
Plan.



Capital de la nef.



Détail de la fenêtre.



Nef.

Chœur.

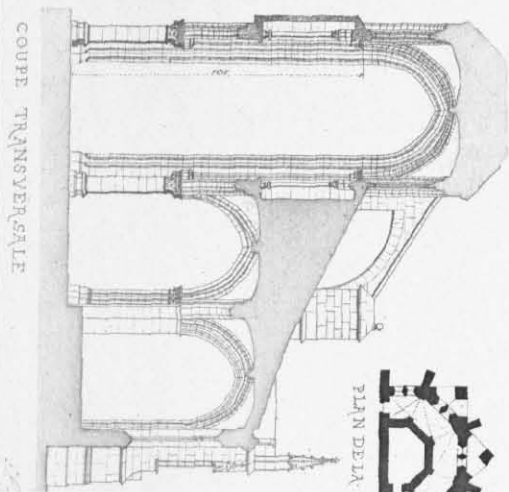
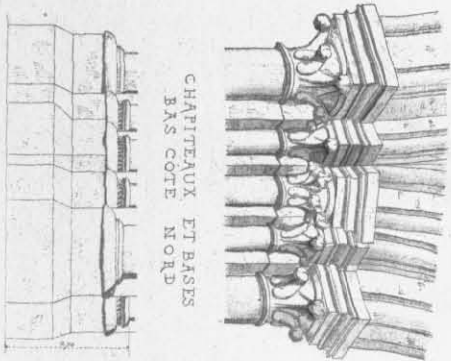
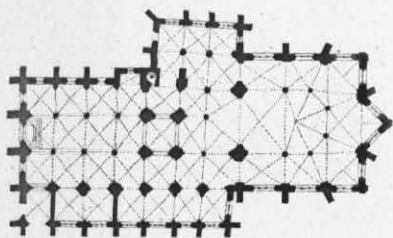

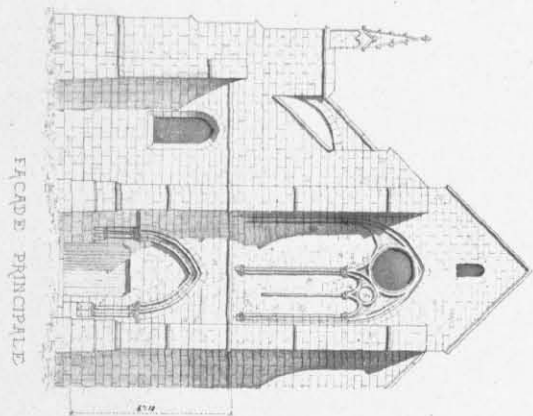

SELMERSHEIM del.

Holbein et Jomp. Lamey sculp.

ÉGLISE DE ST LÉU D'ESSERENT

0132

Lafont del. G. Sirey sculp.



F. BORDIN DEL.

L. aurore Edr. Ch. Schmidt Par.

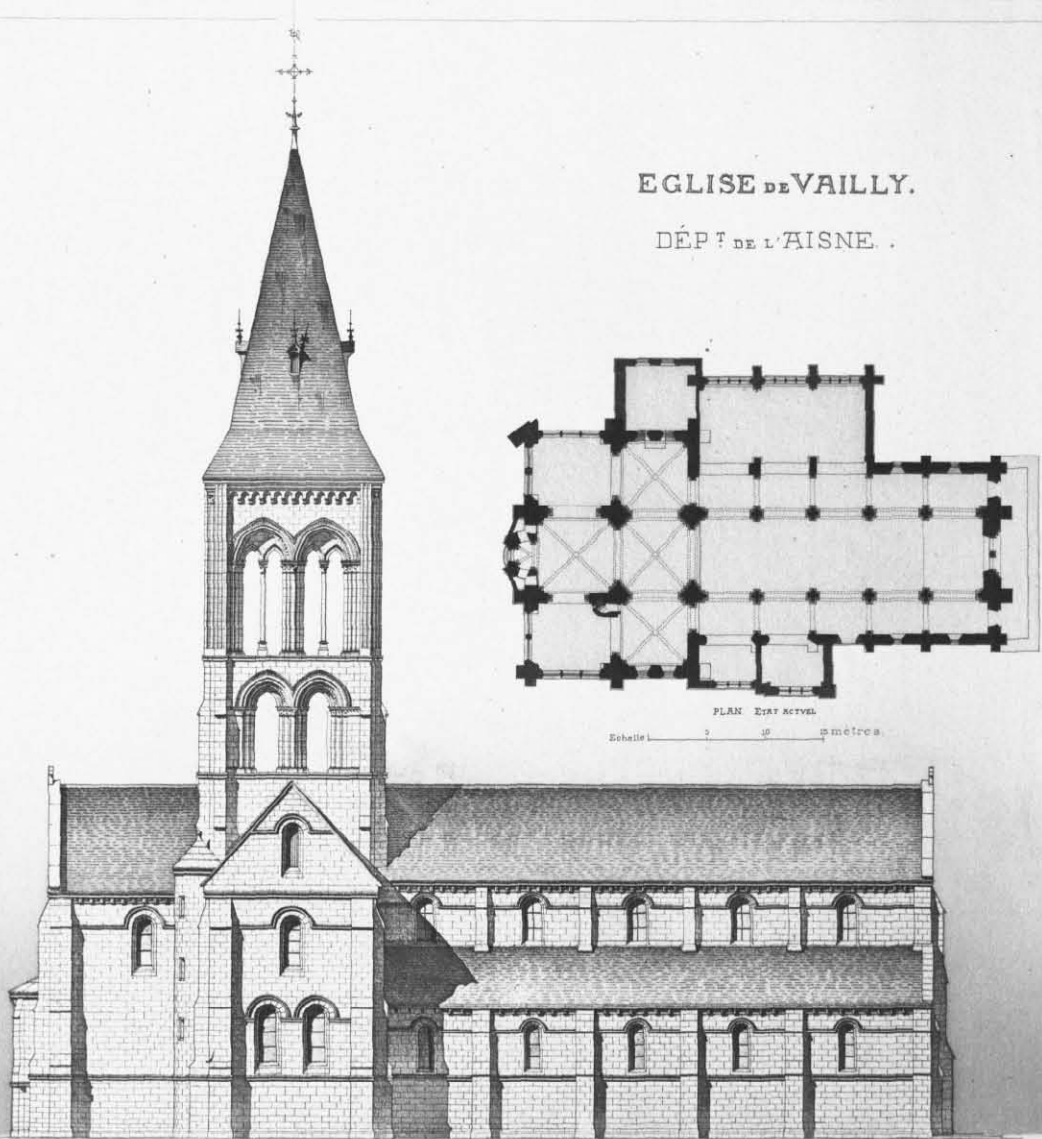
EGLISE DE TRIEL

SEINE-ET-OISE


Hollog & Comp. Libraires

EGLISE DE VAILLY.

DÉPT DE L' AISNE .



FAÇADE LATÉRALE RESTITUÉE DE L'ÉGLISE PRIMITIVE




ÉGLISE DE VERNOUILLET

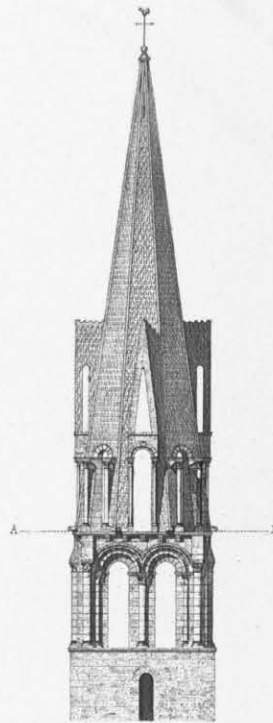
(SEINE-ET-OISE)

RESTAURATION DV CLOCHER


Echelle




ÉLÉVATION



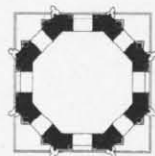
ÉLÉVATION



COUPE



PLAN au niveau AB




PLAN au niveau AB

ÉTAT ACTUEL



*Dessiné par l'Architecte des Monuments Historiques
Paris le 1^{er} Juillet 1878.
J. de La Rocque*




PLAN au niveau CD

MONUMENTS HISTORIQUES

Departement de l'Aise.

EGLISE DE MOGNEVILLE

CLOCHER



DUTHOIT del.

Hiloué et Imp. Lemercier

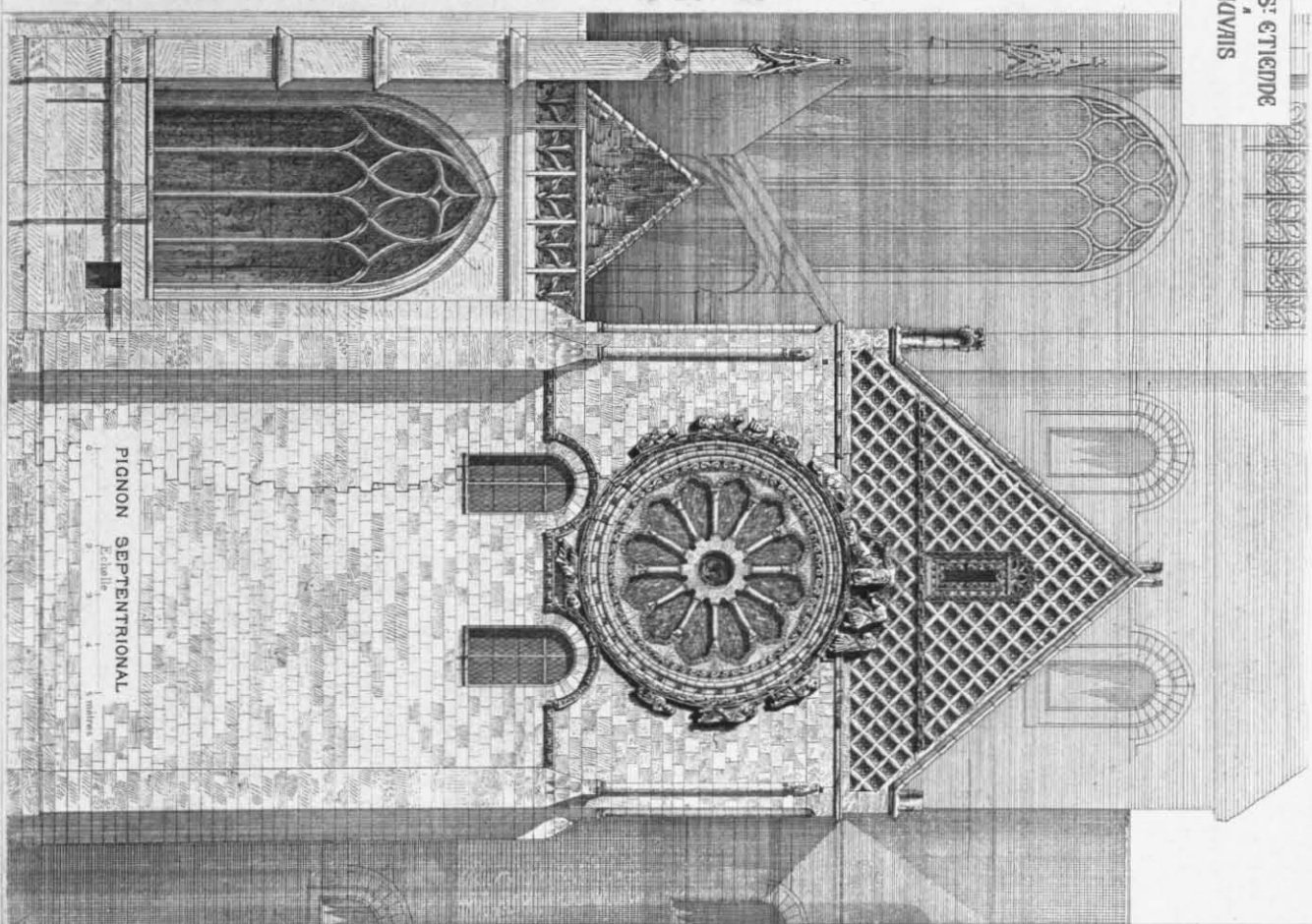
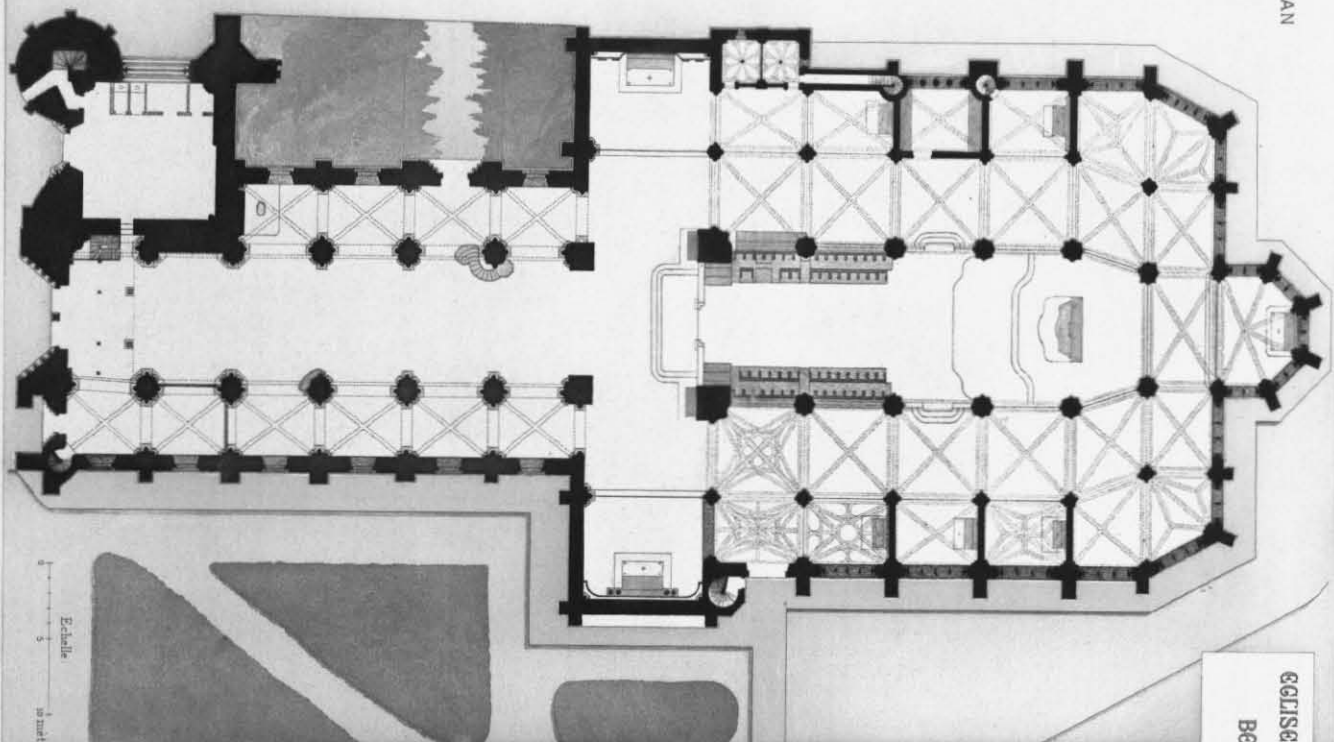
EGLISE DE MOGNEVILLE

(OISE)

Laurent Eds. Ch. Schmid Eds.

PLAN

EGLISE S^t ETIENNE
BEAUVAIS



PIGNON SEPTENTRIONAL

H. DUTHOIT del.



Historiq. et topog. Lammereyer

EGLISE S^t ETIENNE DE BEAUVAIS
(OISE)

Lammereyer, Edr. Dr. Schmidt, Edr.

ÉGLISE CATHÉDRALE
 de
 SENLIS (OISE)

FACADE PRINCIPALE




ED. DUTHOIT del.

Héliog et Imp. Lemercier

CATHÉDRALE DE SENLIS (OISE)

Laurens Edit., G. Schmid Edit.

CATHÉDRALE DE SENLIS
COUPE LONGITUDINALE



DUTHOIT del.

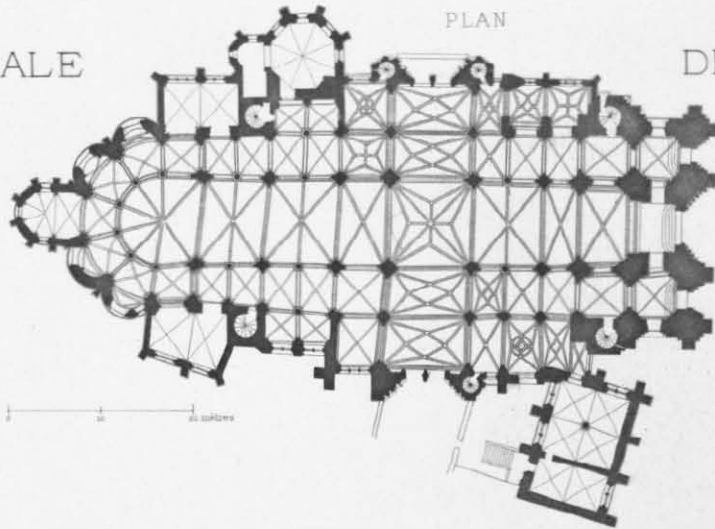
Habouy et Imp. Lemercier

CATHÉDRALE DE SENLIS
(OISE)


Lacour Ed. G. Schmid Ed.

CATHÉDRALE DE SENLIS (OISE)

PLAN



COUPE TRANSVERSALE

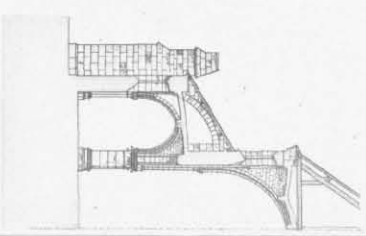
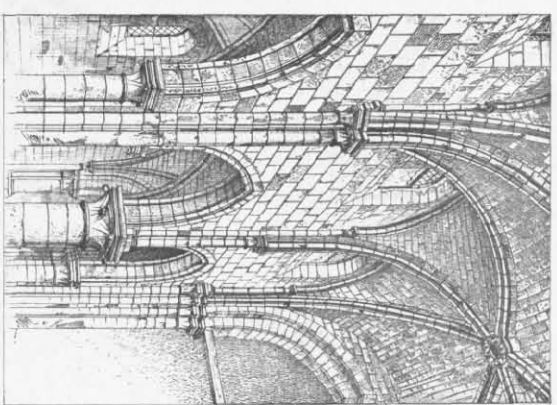

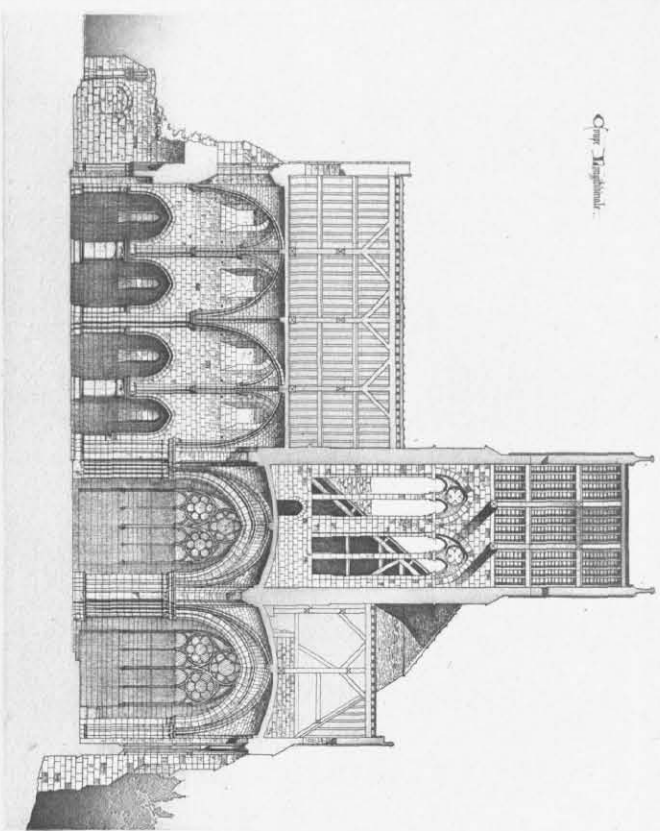


ED. DUTHOIT del.

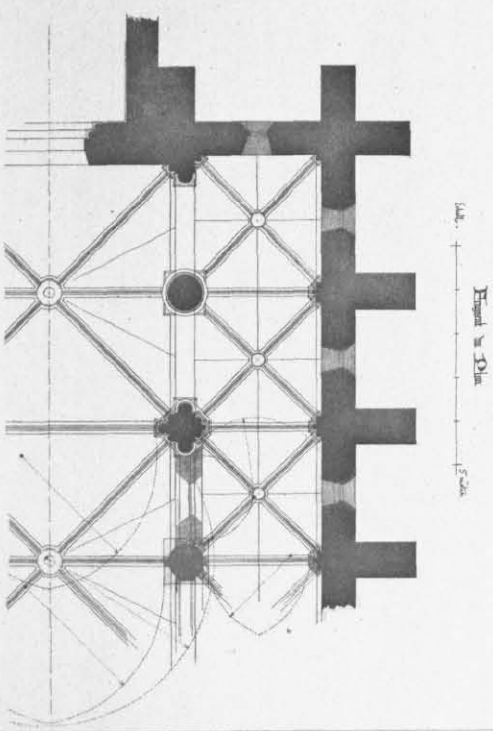
Laurens Edit. Ch. Schmid Edit.

CATHÉDRALE DE SENLIS (OISE)

Héliog et Imp. Lemercier



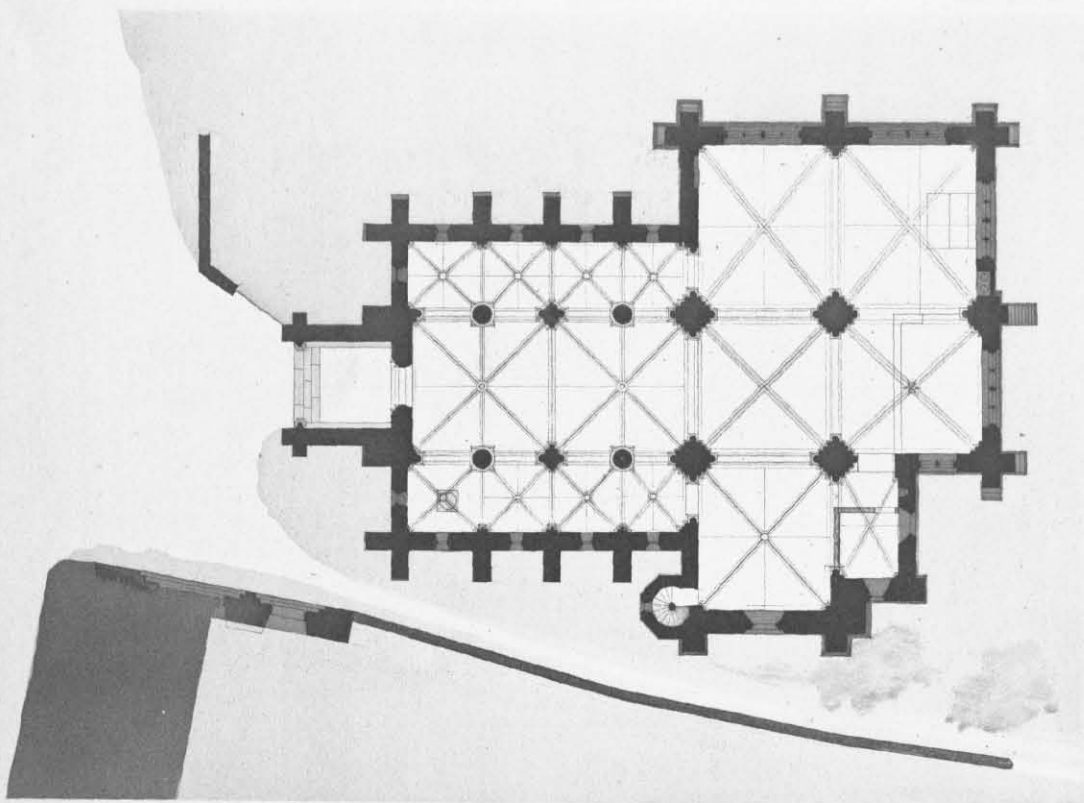
Église d'Angicourt.
Oise.



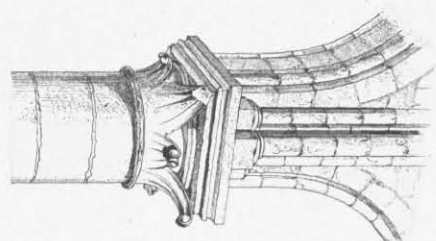
PITTOIRAND del.
Héliog et Jasp. Lemercier.

ÉGLISE D'ANGICOURT
(OISE)

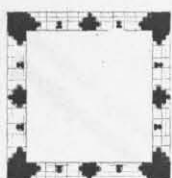
Laurence Ed. Ch. Schmitt Edr.



Plan




Capital de l'Ab.



Plan de l'Ab.



Cap. de l'Ab.



Intérieur de l'Ab.

Eglise d'Angicourt.

Echelle 0 1 2 3 4 5 mètres

PETITGRAND del.

Reproduit de l'original de l'Empereur

EGLISE D'ANGICOURT

(OISE)

L'éditeur Edm. Th. Saunier, Edm.




Fig. 101.

Fig. 102. Intérieur.

0 1 2 3 4 5
mètres.


PETITGRAND del.

Gravé par J. B. Lebeccier.

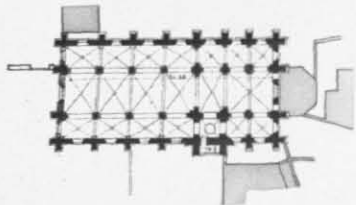
ÉGLISE D'ANGICOURT
(OISE)

Laurent Ed. Ch. Schmid Ed.

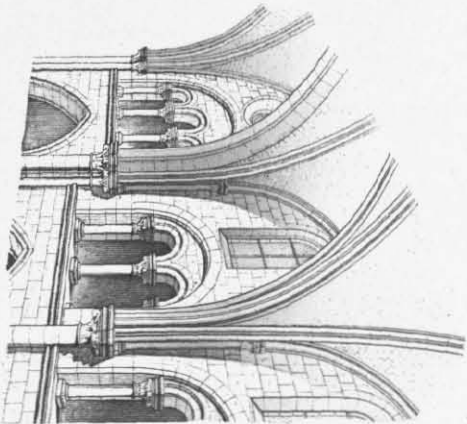
Pilier de la nef



Plan



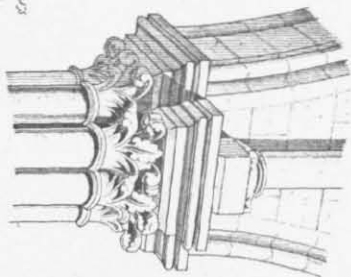

Vue perspective du triforium



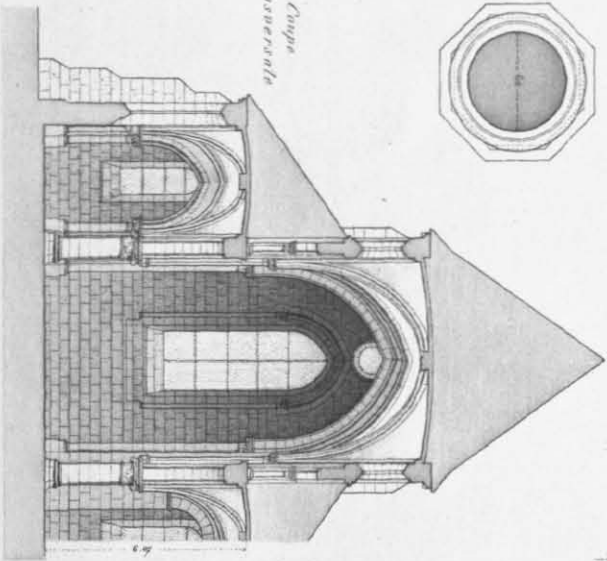
Portail Ouest




Plans du Chœur



Coupe transversale



Coupe longitudinale




ÉGLISE DE BAGNEUX (SEINE)

P. GOUD'ARD

Louvet Ém. & Schmitt Éd.

Bligny et Boy, Libraires



GEORGES DANCY DEL.

L'ARTISTE ÉD. G. SCHNEIDER ÉD.

COLLEGIALE DE CHAMPEAUX


SEINE-ET-MARNE

Publié et Imp. L'ARTISTE


CHATEAU DE COUCY

AISNE

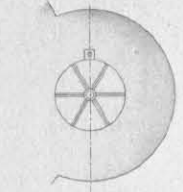
ETAT ACTUEL



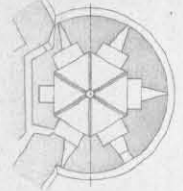
PLAN D'ENSEMBLE



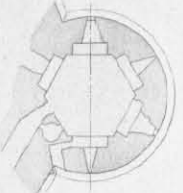
PLAN DE L'ÉTOILE SOUTERRAINE



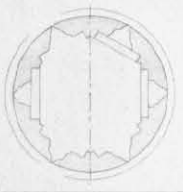
PLAN DU 1^{er} ÉTAGE



PLAN DU 2^e ÉTAGE



PLAN DU 3^e ÉTAGE



Echelle
0 5 10 15 mètres

E. BRUHEAU del.

CHATEAU DE COUCY


(AISNE)

Laurentz. Del. Ch. Schmid. Exp.

Hausz et Imp. Lemercier


CHATEAU DE COUCY

AISNE



COUPE SUIVANT G H DU PLAN

FAÇADE SUIVANT C D DU PLAN



0 1 2 3 4 5 10 20 mètr

E. BRUNEAU del.

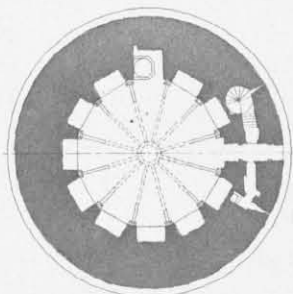

Laurens Edt, Ch Schmid Edt

CHATEAU DE COUCY

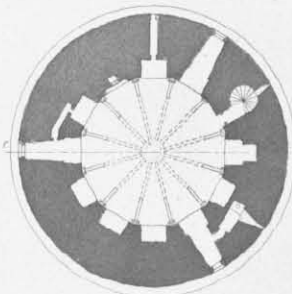
(AISNE)

Héloé et Imp. Lemercier

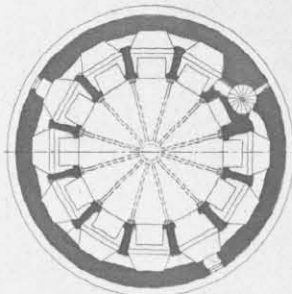
CHÂTEAU DE COUCY



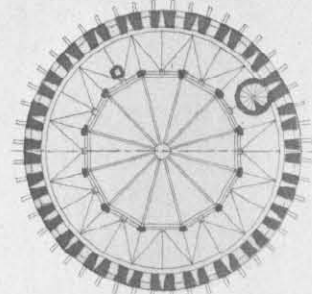
PLAN DU REZ DE CHAUSSEE



PLAN DU 1^{er} ETAGE



PLAN DU 2^e ETAGE



PLAN DE LA TERRASSE

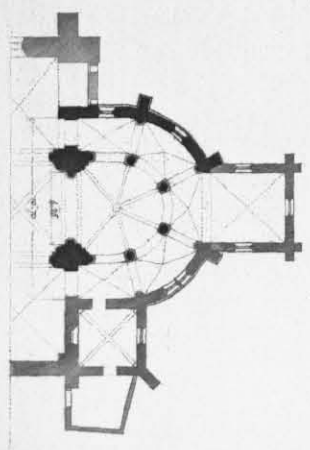
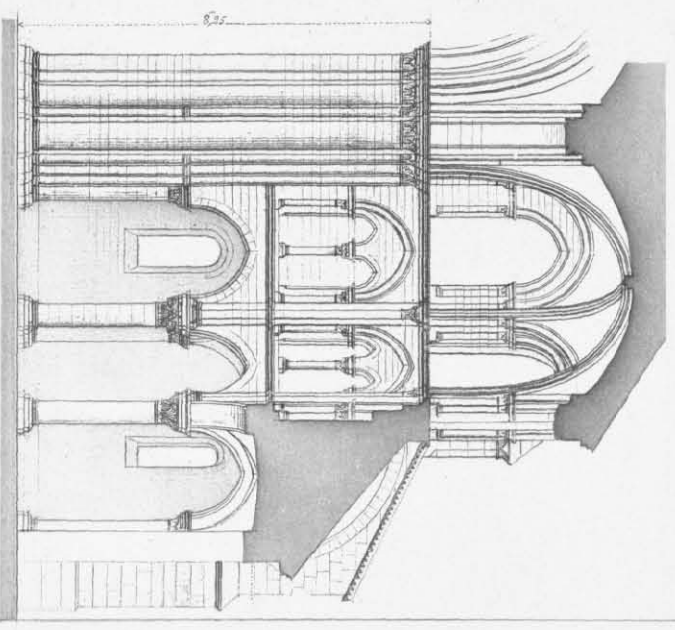

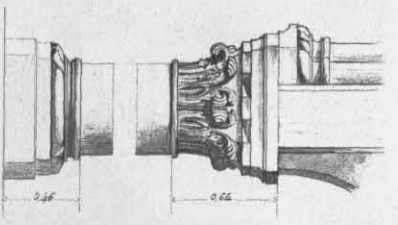
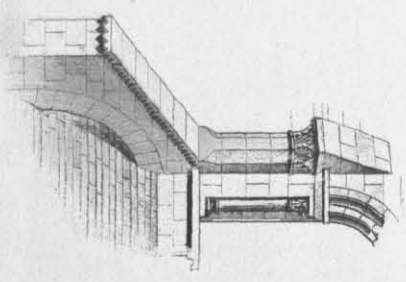
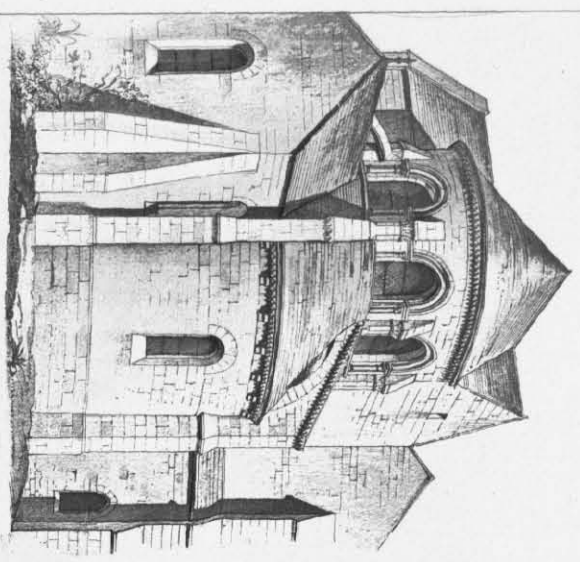
Echelle des plans
0 1 2 3 4 5 10 15 20 mètres.

E. BRUNEAU del.

Laurens Edt., Ch. Schmid Edt.

CHÂTEAU DE COUCY
(AISNE)

Héliog. et imp. Lemercier



A SIMIL. 141

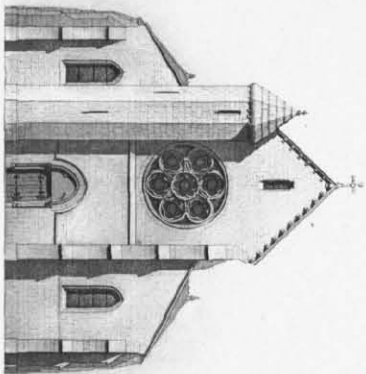
EGLISE DE DOMONT

SEINE ET OISE.

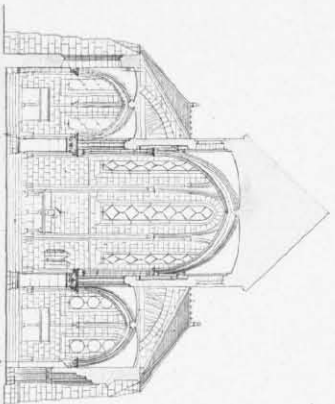
Laverne, Del. G. Schmitt, Sculp.

Boulogne et Imp. Lemercurier


EGLISE DE FERRIERES
SEINE-ET-MARNE



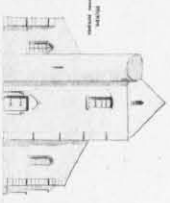
ELEVATION OCCIDENTALE



CROQUIS ARCHITECTONIQUE




ELEVATION ORIENTALE




TOUR DE LA CHAPELLE



ELEVATION SUD



PLAN




ELEVATION NORD

Z. MILLET del.

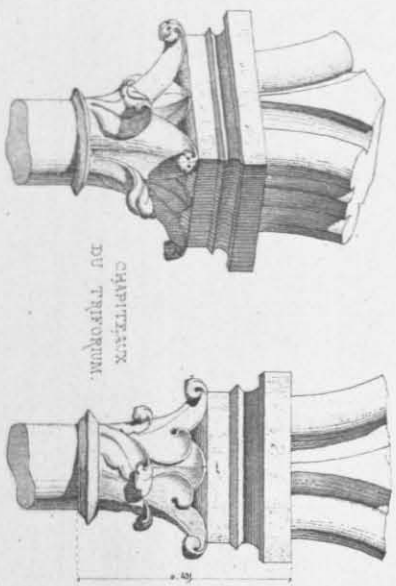
Hollogé et Imp. Lamarcour

EGLISE DE FERRIERES
(SEINE-ET-MARNE)

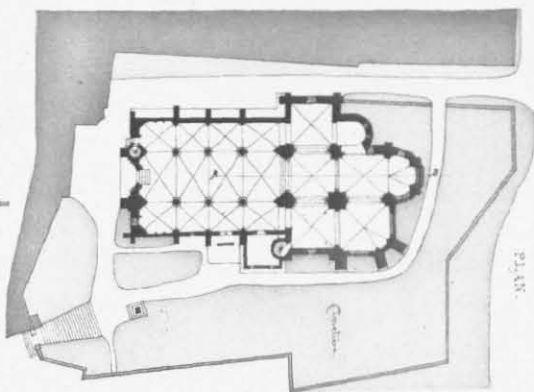
Larrens Etc. Ch. Schmid Ed.



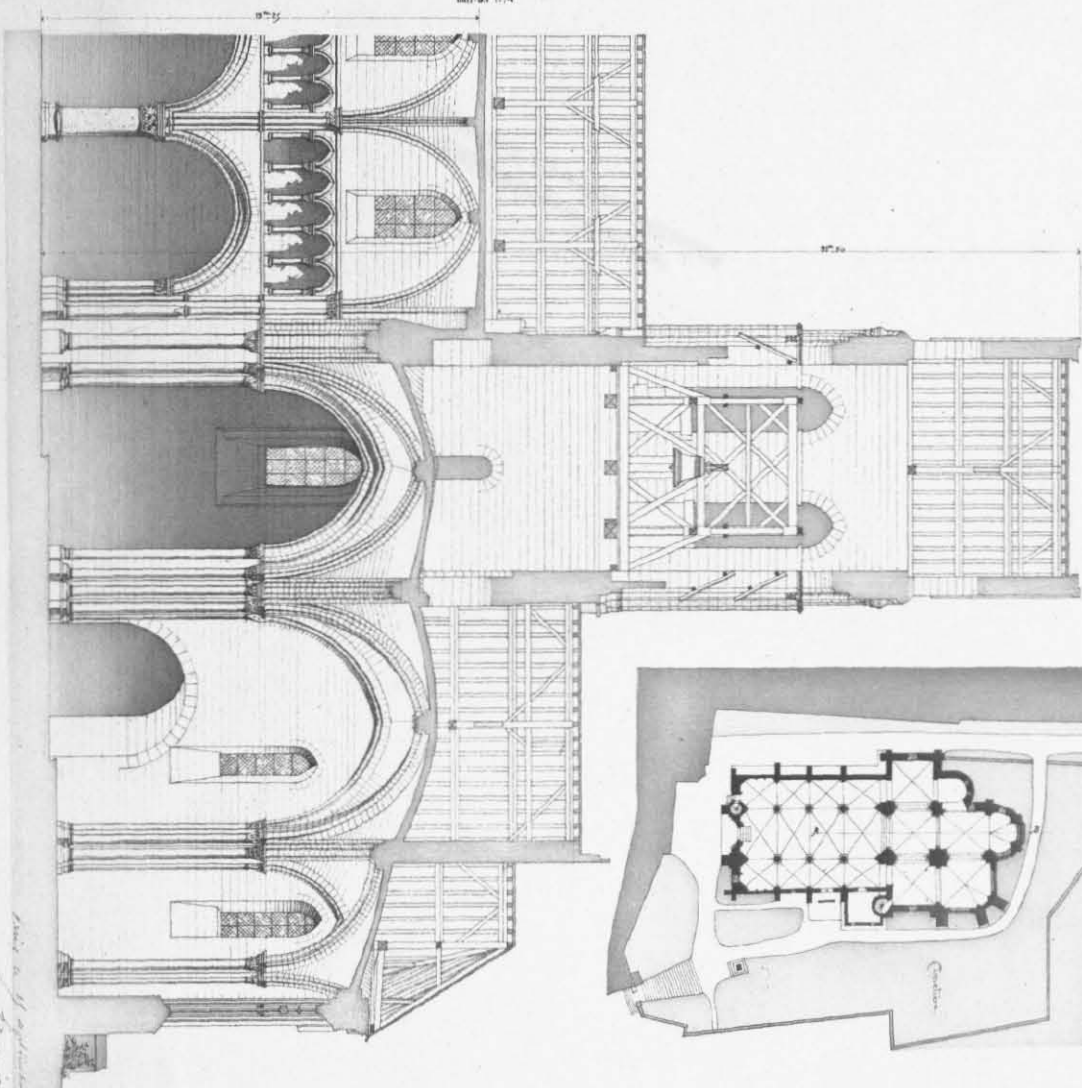
FACADE PORTAIL.



CAPITAUX
DU PORTEUR.



PLAN.



COUPE SUR A.B.

Architecte
J. B. Coigny

DARUOT DEL.

Deliné et Imp. Lestacquier

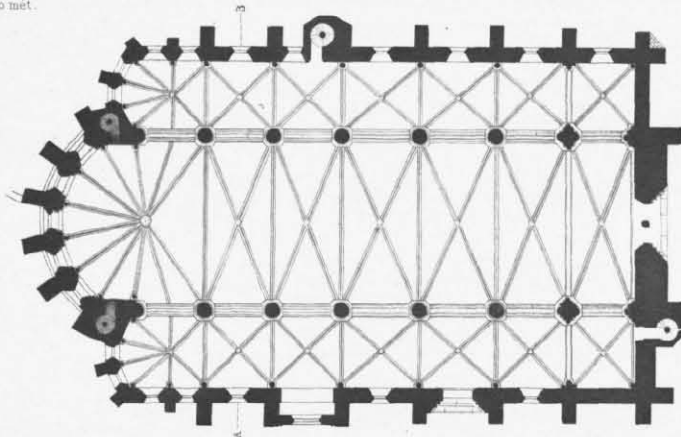
EGLISE D'AUVERS

(SEINE-ET-OISE)

L'éditeur, Edm. Ch. Schmitt, Edm.

0 5 10 15 20 mét.

Echelle du plan





Disposition de l'abside à l'extérieur

COUPE LONGITVDINALE

COUPE TRANSVERSALE SVR A B

0 5 10 mètres

Echelle des coupes



GARREZ del.

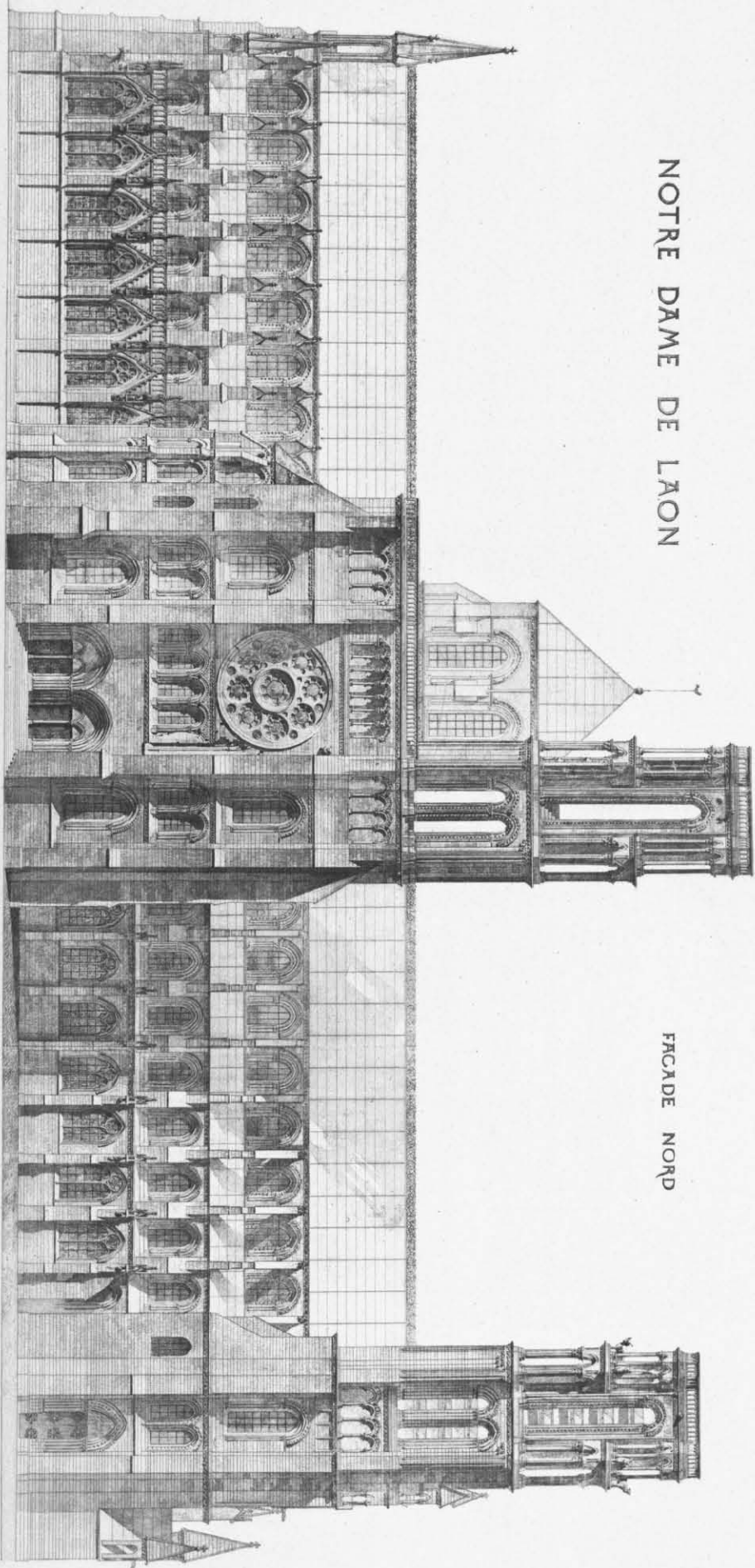
Laussens Edit. Ch. Schmidt Edit.

ÉGLISE DE LA CHAPELLE-SUR-CRÉCY
(SEINE-ET-MARNE)

Imp. Lemercier

NOTRE DAME DE LAON

FACADE NORD



E. HORNEMANN del.


Jamp. Levesque sculp.

NOTRE DAME DE LAON
(AISNE.)

Louvres. Ed. Ch. Delaunay Edite.

NOTRE DAME DE LAON

COUPE LONGITUDINALE



0 10 20 30 mètres.

E. BOESWILWALD del.


Laurens Edt, Ch Schmid Edt.

NOTRE DAME DE LAON


(AISNE)

Imo Lemercier

COVPE TRANSVERSALE



0 5 10 metres




COVPE SVR LES DEUX TOVRS DV PORTAL PRINCIPAL

0 5 10 15 20 met

NOTRE DAME DE LAON

PLAN



0 10 20 30 40 50 met

E. ROESWILWALD del.


Laurence Edt, Ch. Schmidt Edt.

NOTRE-DAME DE LAON (AISNE)


Imp. Lemercier

ANCIEN PALAIS EPISCOPAL DE LAON


ETAT EN 1856



FACE SUR LE REMPART - BAS

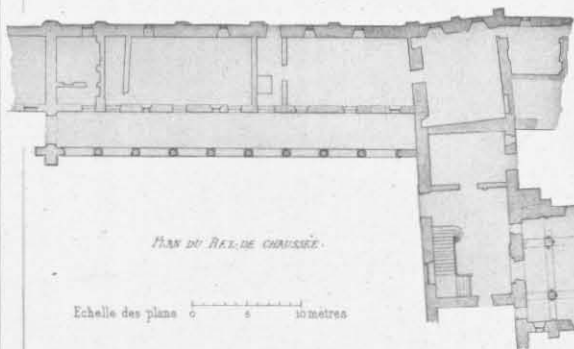


FACE SUR LA COUR - SUD



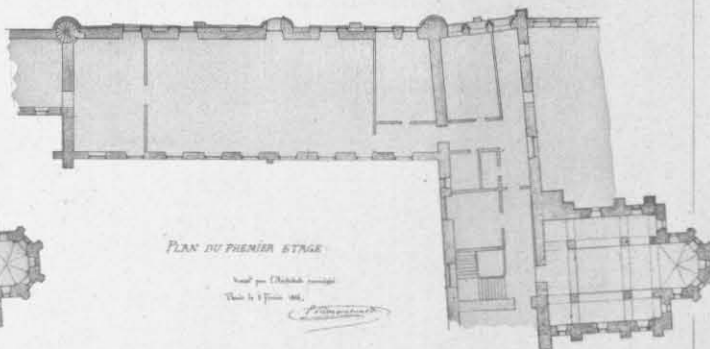
COTE OUEST

Echelle des elevations 0 1 2 3 4 5 6 7 8 9 10 metres



PLAN DU REMPART DE CHAUSSEE

Echelle des plans 0 5 10 metres



PLAN DU PREMIER ETAGE

Relevé par Ch. de la Motte
Plan de 1856

F. BOESVILVALD del.

Lausens Edt. G. Schmid Edt.

ANCIEN EVECHE DE LAON
(AISNE)

Hérisy et Imp. Lemercier