

# Short-term and residual availability of nitrogen after long-term application of organic fertilizers on arable land

R. Gutser<sup>1\*</sup>, Th. Ebertseder<sup>2</sup>, A. Weber<sup>1</sup>, M. Schraml<sup>1</sup>, and U. Schmidhalter<sup>1</sup>

<sup>1</sup> Technical University of Munich, Chair of Plant Nutrition, D-85350 Freising-Weihenstephan, Germany

<sup>2</sup> University of Applied Sciences Weihenstephan, D-85350 Freising-Weihenstephan, Germany

Accepted June 16, 2005

PNSS P05/10P

## Summary—Zusammenfassung

Knowledge on short-term and long-term availability of nitrogen (N) after application of organic fertilizers (*e.g.*, farmyard manure, slurry, sewage sludge, composts) provides an important basis to optimize fertilizer use with benefits for the farmer and the environment. Nitrogen from many organic fertilizers often shows little effect on crop growth in the year of application, because of the slow-release characteristics of organically bound N. Furthermore, N immobilization after application can occur, leading to an enrichment of the soil N pool. However, this process finally increases the long-term efficiency of organic fertilizers. Short-term N release from organic fertilizers, measured as mineral-fertilizer equivalents (MFE), varies greatly from 0% (some composts) to nearly 100% (urine). The most important indicators to be used for predicting the short-term availability of N are total and  $\text{NH}_4^+$ -N contents, C : N ratio (especially of the decomposable organic fraction), and stability of the organic substances. Processing steps before organic fertilizers are applied in the field particularly can influence N availability. Composting reduces mineral-N content and increases the stability of the organic matter, whereas anaerobic fermentation increases  $\text{NH}_4^+$ -N content as well as the stability of organic matter, but decreases the C : N ratio remarkably, resulting in a product with a high content of directly available N. Nevertheless, long-term effects of organic fertilizers rather slowly releasing N have to be considered to enable optimization of fertilizer use. After long-term application of organic fertilizers, the overall N-use efficiency is adequate to a MFE in the range of 40%–70%.

**Key words:** biogenic waste / nitrogen availability / nitrogen-use efficiency / organic fertilizer

## 1 Introduction

Basic principles to ensure a high utilization of N from mineral fertilizers for agricultural production are well established and processes that influence N availability are understood. Knowledge on crop-specific fertilizer requirements and appropriate timing and application strategies enable farmers to maximize crop yield and to reduce risks for N losses (Gutser and Ebertseder, 2002a). However, increasing the N-use efficiency of organic fertilizers remains an important issue for research activities.

## Kurz- und langfristige Stickstoffwirkung organischer Dünger nach langjähriger Anwendung im Ackerbau

Kenntnisse über die kurz- und langfristige Stickstoff (N)-wirkung organischer Dünger (z. B. Stallmist, Gülle, Klärschlamm, Kompost) sind Voraussetzung für die Optimierung der Anwendung im Ackerbau bezüglich Stickstoffeffizienz und Umweltverträglichkeit. Organische Dünger zeigen häufig unmittelbar nach der Anwendung eine schwache Wirkung als Folge der Immobilisation des mineralischen sowie der langsamen Mineralisation des organisch gebundenen Stickstoffs. Die Pflanze nimmt dann den Stickstoff überwiegend aus dem N-Pool des Bodens auf, der durch die Anwendung organischer Dünger über mehrere Jahre angereichert wurde. Die kurzfristige N-Wirkung organischer Dünger lässt sich auf Basis von Mineraldünger-Äquivalenten (MFE) vergleichen. Sie schwankt von 0% (Frischkompost) bis nahezu 100% (Jauche). Die wichtigsten Kenngrößen für die Abschätzung der kurzfristigen Stickstoffwirkung sind die Gehalte an Gesamt- und  $\text{NH}_4^+$ -N, der C:N-Quotient (insbesondere jener der organischen Substanz) sowie die Abbaustabilität der organischen Substanz. Die Stickstoffverfügbarkeit wird durch die Art der Aufbereitung des organischen Düngers beeinflusst. Kompostierung mindert den Gehalt an mineralischem Stickstoff und erhöht die Stabilität der organischen Substanz. Anaerobe Fermentation liefert organische Dünger mit stabiler organischer Substanz, hohen Gehalten an  $\text{NH}_4^+$ -N und niedrigen C:N-Quotienten. Der in diesen Fermentationsrückständen enthaltene Stickstoff wird deshalb von den Pflanzen gut und schnell verwertet. Für eine Optimierung der Düngung bei langsam bis mittelschnell wirkenden Düngern muss deren Langzeitwirkung berücksichtigt werden. In Abhängigkeit von der Sofortwirkung erreichen diese Dünger nach längerer Anwendung eine N-Verwertung entsprechend einem MFE von 40–70 %.

Soils and plants “recall” the history of previous organic-fertilizer application longer than that from mineral fertilizers. This is reflected in the short- (N effects in the year of application) and long-term (effects of previously applied N) N supply for the crop. Nitrogen transformation in soils that received organic fertilizers in the past is a complex phenomenon. Dittert et al. (1998) reviewed the turnover of liquid and solid manures in soils with emphasis on N availability for plant growth, N-transformation processes (*i.e.*, mineralization, immobilization, nitrification, and denitrification), and the emission of trace gases. Our work is mainly focused on the quantification of N use from organic fertilizers by plants in the year of application as well as in subsequent years. The aim is to enable predictions of the N availability of traditional organic fertilizers (*e.g.*, farm manure, slurry) and those, which have

\* Correspondence: Dr. R. Gutser; e-mail: gutser@wzw.tum.de

been recently introduced for agricultural use (e.g., composts, residues from biogas plants). The main objective is to describe how the conversion of organically bound N in this kind of fertilizers into readily available N for plant growth can be quantified. Recommendations for an appropriate product-specific use of organic fertilizers are also presented.

## 2 Experimental set-ups

The efficiency of N derived from organic fertilizers was examined in aerobic incubation experiments with a variety of soils (for details see below) and various fertilizers. Several field experiments, designed to collect data on yield and net mineralization rates, were carried out for one or more years (Messner and Amberger, 1987; Dosch and Gutser, 1996b). The experiments included various agricultural crops (e.g., winter wheat, winter barley, maize, sugar beet). Crops received identical amounts of total N via organic fertilizers with or without additional mineral N. Results from long-term fertilizer experiments, including one lysimeter experiment, running over a period of 15 y, were also taken into account (Gutser and Dosch, 1996). Organic fertilizers used for these experiments were obtained from well-managed farms. Attention was given to ensure representative sampling and to avoid N losses (especially in the form of  $\text{NH}_3$ ) during processing and storage.

The experimental site in Freising (40 km north of Munich, Germany) is characterized by a semi-humid climate with an annual precipitation of around 800 mm and an average air temperature of 7.8°C. The soil can be classified as a silty loam with 15%–20% clay and 55%–70% silt. Topsoil was used for the incubation experiments. The experimental soils were previously supplied with mineral fertilizers and received occasionally organic-manure amendments. Average  $C_{\text{org}}$  and  $N_t$  contents of the topsoil ranged between 1.0%–1.4% C and 0.12%–0.15% N, respectively.

The N availability from organic fertilizers was related to the availability of mineral-fertilizer N by calculating the apparent mineral-fertilizer-N equivalents (MFE):

$$\text{MFE} [\%] = N_{\text{of}} \times 100\% / N_{\text{mf}}$$

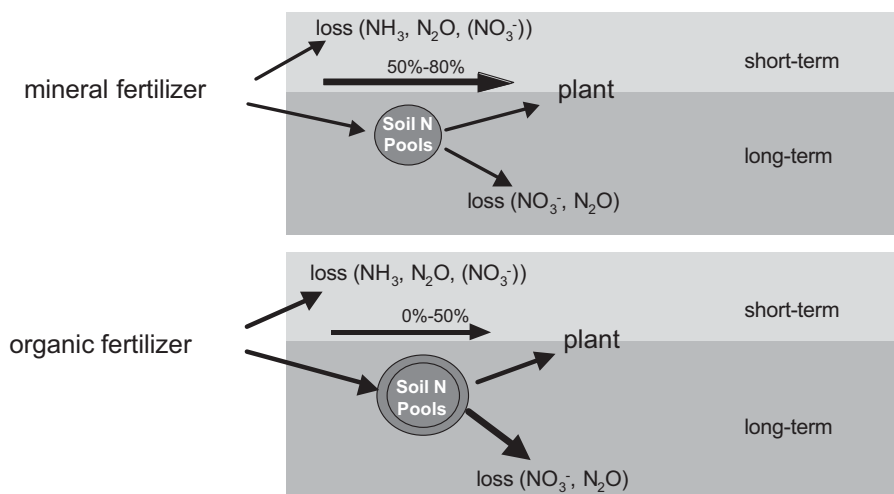
with  $N_{\text{of}}$  being the crop N uptake in the treatment with organic-fertilizer application and  $N_{\text{mf}}$  N uptake in the treatment with mineral-N application, both corrected for the N uptake from a control treatment (no N application to quantify N uptake from soil N mineralization).

MFE can be calculated on a short-term or long-term basis as described later on. If N content in the plant biomass at harvest was not measured, MFE was determined based on the yield and average values on N content for the different crops. MFE gives an indication of the utilization of organic fertilizers compared with mineral-fertilizer N and enables comparisons of the N availability for different organic fertilizers in different years and on different soils (Thomsen, 2004). For example, the application of 100 kg N via an organic fertilizer with an MFE value of 30% will result in the same crop N uptake as that of 30 kg of mineral-fertilizer N. To quantitatively estimate available N from organic fertilizers, N-uptake efficiency from mineral fertilizer was assumed to be 60% in the short-term and to increase to 85% after long-term application.

## 3 Availability of mineral- and organic-fertilizer N in soil and uptake by plants

Mineral and organic fertilizers differ markedly with regard to their transformation in soils and utilization of the applied nutrients by plants (Fig. 1). During the year of application, plants take up the majority of the applied mineral-fertilizer N (50%–80%; on average 60%). Associated changes in the soil N pools are usually small. The level of optimal N fertilization can be determined based on the removal of N in the harvested crop, allowing for an extra N need of 10%–20% to account for some unavoidable N losses.

By contrast, N derived from organic fertilizers acts mainly via the soil N pool. The direct utilization in the year of application is relatively small, because of the slow-release characteristics of organically bound N and the medium- and long-term N immobilization in soils (Tyson and Cabrera, 1993; Whitmore



**Figure 1:** Schematic overview on short- and long-term effects of mineral and organic fertilizers on soil N availability.

**Abbildung 1:** Schematische Darstellung der kurz- und langfristigen Effekte mineralischer und organischer Dünger auf die N-Verfügbarkeit im Boden.

and Schröder, 1996; Jensen et al., 2000; Sørensen and Amato, 2002). Re-mineralized N from soil N pools will be used by plants, however, this N inevitably represents a potential source of N losses. Therefore, assuming  $\text{NH}_4^+$ -N-conserving application techniques are adopted, the N supply with organic fertilizers has to be calculated with a 30%–40% surcharge based on the N removed by plants even in a system that has been optimized in the past. It has to be kept in mind that both the soil N pool and the yield stability increase with higher organic-fertilizer application rates, but so do the risks for higher N losses (Loro et al., 1997; Kilian et al., 1998; Körschens et al., 1998; Sommer and Hutchings, 2001; Khalil et al., 2002). In many countries, the maximum amounts of N supplied via organic fertilizers are therefore regulated (e.g., Anonymous, 1996).

A special situation can be seen in organic-farming systems. Although depending solely on organic fertilizers, soil N accumulation and thus risks for N losses are low, because the amount of organic fertilizers available on the farm is limited, due to lower livestock density and restricted purchase of animal fodder. However, frequently this results in lower crop yields compared to conventional farming. In general, it seems that high crop yields cannot be achieved without high N losses when organic fertilizers represent the main source of nutrients. A combination of organic and mineral fertilizers could be a more appropriate approach, because in contrast to the uncertain effects of organic fertilizers, mineral-N application enables planning the supply of nutrients to the plant as and when necessary.

The N balance over several years is considered to be an important indicator for the assessment of N use and the risk for environmental pollution. Especially on intensively managed livestock farms, the long-term effects of organic-fertilizer application were often not taken into account. In Germany, the annual N surplus (i.e., N supply via fertilizer application minus N removal with the harvested crops) increased dramatically up to  $150 \text{ kg N ha}^{-1} \text{ y}^{-1}$  as an average for agricultural land at the end of the 1980s. During the last ten years, economic constraints as well as the imposition of fertilization reg-

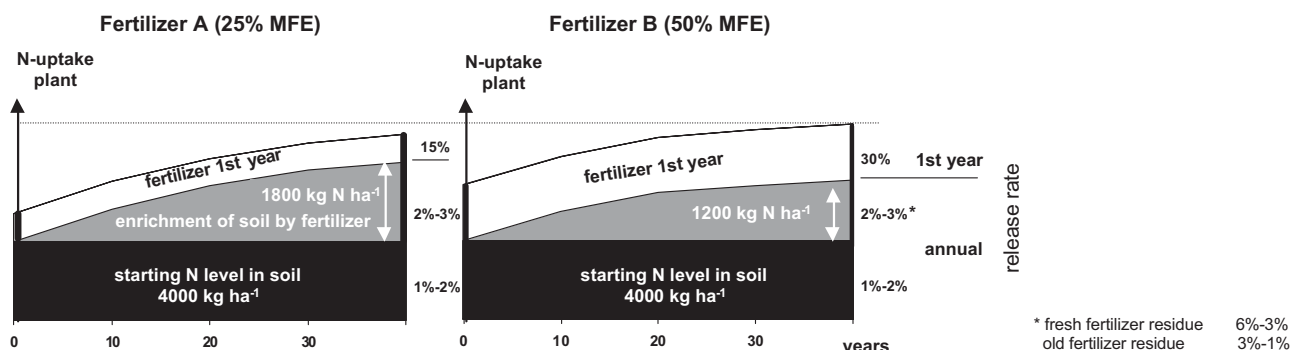
ulation and advice halted this trend, resulting in a considerably reduced N surplus nowadays (Bach and Frede, 1998). Figure 2 quantifies the N accumulation and availability in soils over time and also shows annual N utilization (immediate and residual effects) of two fertilizers with different MFE. Figure 2 is derived from lysimeter and field experiments as well as from theoretical calculations (Gutser and Claassen, 1994).

Fertilizer A, which has a slow-release characteristic, resulted in a larger soil N accumulation than fertilizer B. A quasi-steady state can be reached after 30 or more years (Gutser and Claassen, 1994; Chang and Janzen, 1996; Hülshbergen et al., 1996; Yang and Janssen, 1997). Even after long-term application, fertilizer A does not reach the N-use efficiency of fertilizer B, which can be seen by the lower N uptake by plants for fertilizer A. This can be explained by the higher N losses from soil. Overall, the N-turnover rates in soils with fresh or older fertilizer residues can be seen to be important factors in determining N release (Gutser and Dosch, 1996; Sørensen and Amato, 2002; Hao et al., 2003).

#### 4 Assessment of N availability from organic fertilizers

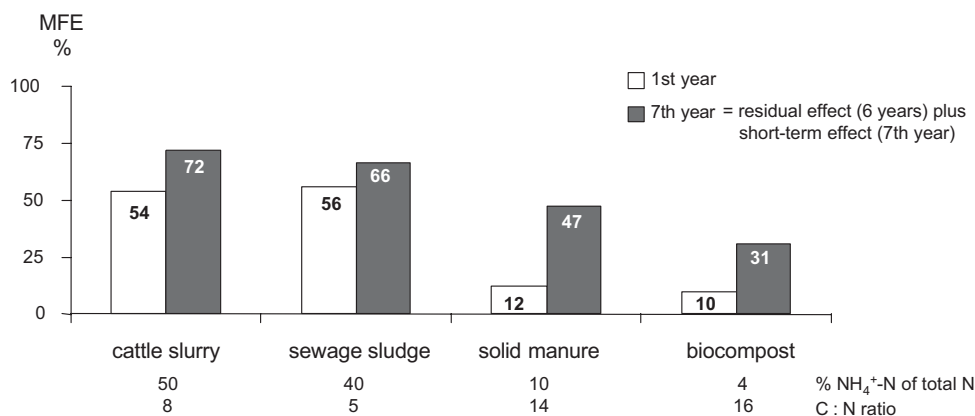
The availability of N from organic fertilizers is considerably influenced by site (e.g., soil, climate), soil fertility (e.g., turnover rate), crop type (length of the growing period during the warmer season), and fertilizer-application rates over years (Whitmore and Groot, 1997; Hadas et al., 2002). Depending on the duration of experiments, MFE values of organic fertilizers can be specified for the short-term N release (effect in the year of application) or the long-term N release (short-term release and cumulative effect of regular applications in previous years).

Organic fertilizers with low contents of  $\text{NH}_4^+$ -N and relatively high C : N ratios (e.g., manure, composts), which release nutrients slowly, show a strongly increased N utilization by crops over time due to the mineralization of accumulated N in soils (Fig. 3).



**Figure 2:** Comparison of the long-term effect of regularly applied organic fertilizers with different N availability according to their mineral-fertilizer equivalents (MFE) in the year of application: fertilizer A with 25% MFE versus fertilizer B with 50% MFE (application rate of both fertilizers were  $100\text{--}140 \text{ kg total N ha}^{-1} \text{ y}^{-1}$ ).

**Abbildung 2:** Vergleich der Langzeitwirkung verschiedener organischer Dünger mit unterschiedlicher N-Verfügbarkeit beurteilt anhand der Mineraldüngeräquivalente (MFE) im Anwendungsjahr: Dünger A mit 25% MFE bzw. Dünger B mit 50% MFE (Düngungsniveau:  $100\text{--}140 \text{ kg Gesamt-N ha}^{-1} \text{ a}^{-1}$ ).



**Figure 3:** Short- and long-term effects of organic fertilizers expressed as mineral-fertilizer equivalents (% MFE), based on nitrogen removed by plants in a pot experiment (annual application rate 750 mg total N pot<sup>-1</sup>).

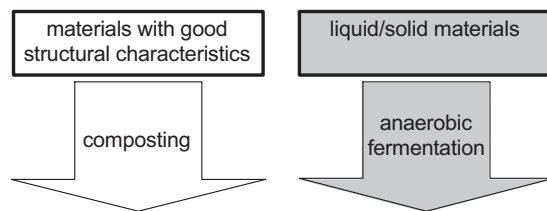
**Abbildung 3:** Kurz- und langfristige Wirkung organischer Dünger dargestellt als Mineraldünger-äquivalente (% MFE), basierend auf den N-Entzügen der Pflanzen im Gefäßversuch (jährliche Applikationsmenge 750 mg Gesamt-N Gefäß<sup>-1</sup>).

### 5 Factors influencing the short-term N availability of organic fertilizers

The short-term N availability of organic materials depends largely on two factors: (1) mineral-nitrogen content and (2) N content of organic substances. High mineral-nitrogen contents usually lead to good short-term N availability (Furrer and Bolliger, 1978; Serna and Pomares, 1993; Dosch and Gutser, 1996b). Organic fertilizers based on plant biomass derived after fermentation or hydrolysis as well as animal excreta (urine in particular) typically contain high amounts of NH<sub>4</sub><sup>+</sup>-N (Messner and Amberger, 1987; Kape et al., personal communication). However, the availability of N also depends on the amount of carbonaceous materials present in these substances. When organic fertilizers consist of low-N organic substances (C : N ratio > 15), N availability can be limited due to immobilization in soil (*i.e.*, use of mineral N to build micro-organism protein). This process is normal for manure, which is rich in straw as well as for fresh compost (Kirchmann, 1985; Gutser and Dosch, 1996). Organic fertilizers with high-N organic substances normally show a high N release in the year of application, *e.g.*, leftovers from slaughterhouses like horn and meat meals (C : N ratio = 3–4), plant residues like coarse meal of legumes (N content > 5%), or sewage sludge (C : N ratio = 3–5) (Warren et al., 1958; Furrer and Bolliger,

1978; Smith and Hadley, 1988). Short-term N availability from organic fertilizers can be estimated mainly based on these two factors. Predictive models have been developed that use data from infrared-spectroscopy measurements, but they have not yet been used in practice (Das et al., 1993; Serna and Pomares, 1993; Hue and Liu, 1995; Palm and Rowland, 1997; Capriel et al., 1999; Malley et al., 2002; Shepard et al., 2003).

The C : N ratio of an organic substance (and especially its degradable fraction) is the decisive factor for N release from organic matter. However, the estimation of the degradable substance can be difficult (Palm and Rowland, 1997). As such, the C : N ratio of organic substances can be calculated roughly from their C content and their organically bound nitrogen (N<sub>org</sub>), which represents the difference between total and mineral N. When the C : N<sub>org</sub> ratio is below 6–7, a high N release can be expected. Dilution of liquid manure or grinding of solid organic fertilizers can increase the availability of N, and thus N uptake by the crop. Changes upon processing have to be considered as well (Fig. 4). While composting results in a product that can be characterized by low contents of NH<sub>4</sub><sup>+</sup>-N along with stable organic substances, anaerobic fermentation will lead to a product with high content of mineral N. For these reasons, short-term availability of



organic substance	amount	decrease	decrease
	stability	increase	increase
	humus reproducibility	increase	increase
C : N ratio		decrease	decrease
NH <sub>4</sub> <sup>+</sup> -N		decrease	sharp increase
pH value		increase	sharp increase

**Figure 4:** Impact of composting and anaerobic fermentation (biogas technology) on indicators used to describe N availability from organic fertilizers.

**Abbildung 4:** Einfluss von Kompostierung und anaerober Fermentation (Biogas-Technologie) auf Indikatoren, welche die N-Verfügbarkeit von organischen Düngern anzeigen.

organic N from mature compost is low (Eghball and Power, 1999; Van Kessel et al., 1999; Sommer, 2001; Huang et al., 2003). A characterization of the stability of organic matter, although difficult, can be deduced from its chemical composition (e.g., content of lignin, phenolics, soluble carbon) or it can be determined using certain biological methods (Palm and Rowland, 1997; Henriksen and Breland, 1999).

Residues of biogas plants are generally rich in  $\text{NH}_4^+$ -N. Moreover, the mineral N is hardly immobilized in soil because the remaining organic substance is highly stable (i.e., it does not promote immobilization of N), resulting in a high N availability (Freytag and Ransch, 1982; Messner and Amberger, 1987; Gutser and Dosch, 1996). This fertilizer is also characterized by its fast infiltration into the soil and rather small  $\text{NH}_3$  losses, even when applied to the soil surface. However, direct incorporation of the liquid organic fertilizers into the soil should be preferred (Sommer, 2001; Thomsen, 2001; Preusch et al., 2002; Wulf et al., 2002a, b; Chantigny et al., 2004). The use of separation techniques further improves the availability of the N retained in the liquid fractions (Dosch and Gutser, 1996a, b).

### 6 Nitrogen availability from selected organic fertilizers

N availability from organic fertilizers can be classified according to their MFE (Fig. 5, Tab. 1). The application of 100 kg N as organic fertilizer saves the use of anywhere between 0–100 kg of mineral-fertilizer N in the year of application. The residual effect of previous fertilizer application is especially important when MFE is less than 70%. This residual effect increases with decreasing short-term N release as well as with the frequency and amount of fertilizer application. When organic fertilizers have been applied over several years, the annually effective percentage of the fertilizer (= sum of the direct and residual effects) can be estimated as follows:

MFE (short-term,%)	MFE (long-term,%)
<20	40–50
>20–40	>50–60
>40–60	>60–70

(see Fig. 5 or Tab. 1)

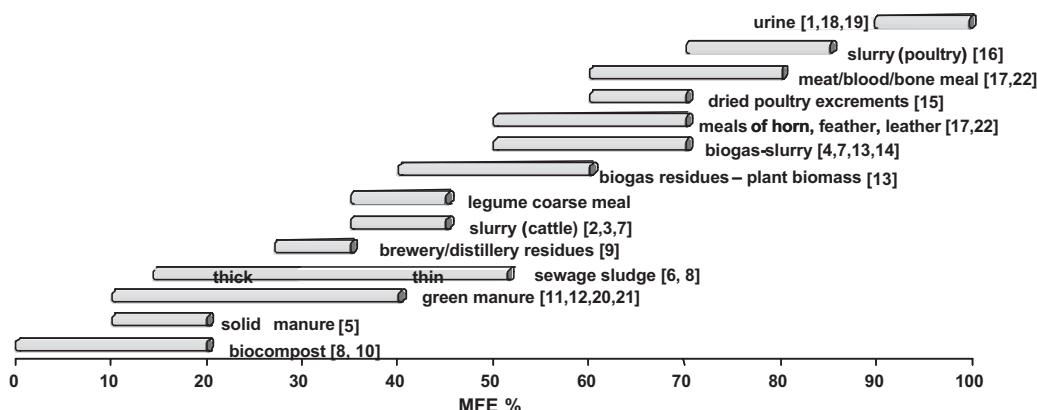
These values represent a useful orientation point for planning fertilizer management. A multi-year N balance (= input by fertilizer minus output by removal) should also be included in the fertilizer planning as a decision-support tool and self-control mechanism.

### 7 Recommendations for the application of organic fertilizers

General rules for the application of organic fertilizers have to be seen in the context of the short-term N availability. For fertilizers with high  $\text{NH}_4^+$  contents (more than 25% of total N), special application techniques have to be used to reduce volatile  $\text{NH}_3$  losses. The application of fertilizers with high short-term N availability (MFE > 30%) has to be avoided during the winter season. This is also relevant for solid organic fertilizers, although N release from these products is slower than that of liquid organic fertilizers, which are generally characterized by higher  $\text{NH}_4^+$  contents.

The amount of organic fertilizer to be applied has to be adapted to the crop-specific N demand, especially for fertilizers with a MFE higher than 30%. Applications of adequate amounts of organic fertilizers on a year-to-year basis are preferable against application of huge amounts once per crop rotation.

The currently permissible annual maximum load of 170 kg N  $\text{ha}^{-1} \text{y}^{-1}$  (EU nitrate directive 1991) does only refer to solid or liquid farm manure. However, maximum N loads should also include organic fertilizers from other sources (e.g., composts,



[1] Amberger et al., 1982a; [2] Amberger et al., 1982b; [3] Dittert et al., 1998; [4] Dosch and Gutser, 1996a; [5] Dosch and Gutser, 1996b; [6] Furrer and Bolliger, 1978; [7] Gutser et al., 1987; [8] Gutser, 1996; [9] Gutser, 1998; [10] Gutser and Ebertseder, 2002b; [11] Gutser and Vilsmeier, 1987; [12] Honeycutt, 1999; [13] Kape et al., 2004, personal communication; [14] Messner and Amberger, 1987; [15] Nicholson et al., 1996; [16] Preusch et al., 2002; [17] Smith and Hadley, 1988; [18] Sørensen and Jensen, 1996; [19] Thomsen et al., 1997; [20] Thorup-Kristensen, 1994; [21] Vilsmeier and Gutser, 1987; [22] Warren et al., 1958.

Figure 5: Mineral-fertilizer equivalents (% MFE) for several organic fertilizers characterizing N availability in the year of application.

Abbildung 5: Mineräldünger-Äquivalente (% MFE) für verschiedene organische Dünger zur Charakterisierung der N-Verfügbarkeit im Jahr der Anwendung.

**Table 1:** Typical values for total N content,  $\text{NH}_4^+$ -N share on total N, and C : N ratio as well as a characterization of the biodegradability of the organic material and mineral-fertilizer equivalents (MFE%) for several organic fertilizers.

**Tabelle 1:** Typische Gehalte an Gesamt-N, Anteile des  $\text{NH}_4^+$ -N am Gesamt-N und C : N-Verhältnisse sowie Charakterisierung der Umsetzbarkeit der organischen Materialien und Mineraldünger-Äquivalente (MFE%) für verschiedene organische Dünger.

Fertilizer	N content		Dry matter	$\text{NH}_4^+$ -N in total N	C : N ratio	Biodegradability of organic matter	Short-term effect MFE'
			[%]	[%]			[%]
Legume coarse meal	40–60	kg t <sup>-1</sup>	95	0–5	10–13	high	35–45
Horn/feather/leather meal	130	kg t <sup>-1</sup>	95	0–5	3–4	high	50–70
Brewery/distillery residues	3	kg m <sup>-3</sup>	6	0–5	8–10	high	30–35
Meat/blood/bone meal	75–120	kg t <sup>-1</sup>	95	5–10	3–5	very high	60–80
Green manure	10–35	kg t <sup>-1</sup>	100	0–10 ( $\text{NO}_3^-$ -N)	10–30	low–medium	10–40
Biocompost	6	kg m <sup>-3</sup>	60	0–15	13–20	low	0–20
Solid manure	6	kg t <sup>-1</sup>	25	5–20	12–15	low	10–20
Sewage sludge (high DM)	4–5	kg t <sup>-1</sup>	25	5–20	6–8	medium	15–30
Dried poultry excrements	30	kg t <sup>-1</sup>	55	5–30 (uric acid)	5	high	60–70
Sewage sludge (low DM)	1–2	kg m <sup>-3</sup>	5	30–40	3–5	medium	45–55
Slurry (cattle)	4	kg m <sup>-3</sup>	7.5	40–60	8	low	35–45
Biogas residue from plant biomass	2–3	kg m <sup>-3</sup>	8	35–60	5–8	low	40–60
Biogas slurry with cofermentation	3–15	kg m <sup>-3</sup>	5	45–70	2–5	low	50–70
Slurry (poultry)	10	kg m <sup>-3</sup>	15	60–80	4	medium	70–85
Urine	4	kg m <sup>-3</sup>	2	80–90	1–2	–	90–100

residues from biogas plants). Furthermore, maximum loads for organic fertilizers should be based not only on N loads, but also on C loads and expected humus reproduction from the added organic fertilizers (Körschens et al., 2004; Gutser, 2005).

As biogas technology is expected to become more important in the near future, farms without animal husbandry should give special attention to prevent an increase of N surplus at farm level. However, N from residues of biogas plants is very well suited for a synchronized application of N according to the plant demand during the growing season. Strategies to reduce  $\text{NH}_3$  losses, split N applications, use of modern N stabilizers (e.g., nitrification inhibitors), and realistic site-specific yield expectations should all be considered in order to fulfil the overall objectives of fertilizer application, i.e., to simultaneously improve the N-use efficiency and to ensure environmental preservation.

## References

- Amberger, A., Gutser, R., Vilsmeier, K. (1982a): N-Wirkung von Rindergülle bzw. Jauche mit Dicyandiamid in Feldversuchen. *Z. Pflanzenemähr. Bodenkd.* 145, 315–324.
- Amberger, A., Gutser, R., Vilsmeier, K. (1982b): Stickstofffraktionen verschiedener Güllen und deren Wirkung im Pflanzenversuch. *Z. Pflanzenemähr. Bodenkd.* 145, 325–336.
- Anonymus (1996): Verordnung über die Grundsätze der guten fachlichen Praxis beim Düngen (Düngeverordnung) vom 26. Januar 1996. Bundesministerium für Ernährung, Landwirtschaft und Forsten (Germany).
- Bach, M., Frede, H. G. (1998): Agricultural nitrogen, phosphorus and potassium balances in Germany – Methodology and trends 1970 to 1995. *J. Plant Nutr. Soil Sci.* 161, 385–393.
- Capriel, P., Ebertseder, T., Popp, L., Gutser, R. (1999): IR-Spektroskopie: Eine Schnellmethode zur Prognose der N-Wirkung und relevanten Parameter von Biokomposten. *J. Plant Nutr. Soil Sci.* 162, 149–153.
- Chang, C., Janzen, H. H. (1996): Long-term fate of nitrogen from annual feedlot manure applications. *J. Environ. Qual.* 25, 785–790.
- Chantigny, M. H., Rochette, P., Angers, D. A., Massé, D., Côté, D. (2004): Ammonia volatilization and selected soil characteristics following application of anaerobically digested pig slurry. *Soil Sci. Soc. Am. J.* 68, 306–312.
- Das, S. K., Reddy, G. S., Sharma, K. L., Vittal, K. P. R., Venkateswarlu, B., Reddy, M. N., Reddy, Y. V. R. (1993): Prediction of nitrogen availability in soil after crop residue incorporation. *Fert. Res.* 34, 209–215.
- Dittert, K., Goerges, T., Sattelmacher, B. (1998): Nitrogen turnover in soil after application of animal manure and slurry as studied by the stable isotope <sup>15</sup>N: a review. *J. Plant Nutr. Soil Sci.* 161, 453–463.
- Dosch, P., Gutser, R. (1996a): Reducing N losses ( $\text{NH}_3$ ,  $\text{N}_2\text{O}$ ,  $\text{N}_2$ ) and immobilization from slurry through optimized application techniques. *Fert. Res.* 43, 165–171.
- Dosch, P., Gutser, R. (1996b): N-Umsatz und Wirkung von Reststoffen der Gülleaufbereitung. *VDLUFA-Schriftenreihe* 44, 481–484.
- Eghball, B., Power, J. F. (1999): Composted and non-composted manure application to conventional and no-tillage systems: Corn yield and nitrogen uptake. *Agron. J.* 91, 819–825.

- Freytag, H. E., Ransch, H. (1982): Prinzipieller Verlauf der C-N-Transformationsprozesse im Boden bei Anwesenheit verschiedener organischer Dünger. *Arch. Acker-, Pflanzenbau, Bodenkde.* 26, 407–415.
- Furrer, O. J., Bolliger, R. (1978): Die Wirksamkeit des Stickstoffes im Klärschlamm. *Schweiz. Landw. Forsch.* 17, 137–147.
- Gutser, R. (1996): Klärschlamm und Biokompost als Sekundärrohstoffdünger. *VDLUFA-Schriftenreihe* 44, 29–43.
- Gutser, R. (1998): Stickstoffumsatz, Lagerverhalten und optimale Verwertung von Schlempe auf landwirtschaftlichen Flächen. *Die Branntweinwirtschaft* 138, 2–6.
- Gutser, R. (2005) Rechtliche Vorgaben für nachhaltige Strategien der Stickstoffdüngung in Deutschland. *Fertilizers Fertilization* 1, 108–121.
- Gutser, R., Claassen, N. (1994): Langzeitversuche zum N-Umsatz von Wirtschaftsdüngern und kommunalen Komposten. *Mitteilgn. Dtsch. Bodenkundl. Gesellsch.* 73, 47–50.
- Gutser, R., Dosch, P. (1996): Cattle-slurry-<sup>15</sup>N turnover in a long-term lysimeter trial. *Proceed. of Intern. Symposium "Fertilizers and Environment"*, Sept. 26–29, 1994, Salamanca.
- Gutser, R., Ebertseder, T. (2002a): Steuerung der Stoffkreisläufe landwirtschaftlicher Betriebe durch effiziente Verwertung der Wirtschaftsdünger, in: *Neue Wege in der Tierhaltung*. KTBL-Schrift 408, pp. 153–168.
- Gutser, R., Ebertseder, T. (2002b): Grundlagen zur Nährstoff- und Sonderwirkung sowie zu optimalen Einsatzstrategien von Komposten im Freiland, in *Zentralverband Gartenbau e.V. (ed.): Kompost im Gartenbau*. Bonn 2002, pp. 47–71.
- Gutser, R., Vilsmeier, K. (1987): Mineralization of various catch crops and utilization of N by plants. *Proc. 4th CIEC Symp. Braunschweig-Völkenrode*, Vol. 1, pp. 179–184.
- Gutser, R., Amberger, A., Vilsmeier, K. (1987): Wirkung unterschiedlich aufbereiteter Gülle im Gefäßversuch zu Hafer und Weidelgras. *VDLUFA-Schriftenreihe (Kongressband)* 23, 279–296.
- Hadas, A., Doane, T. A., Kramer, A. W., Van Kessel, C., Horwath, W. R. (2002): Modelling the turnover of <sup>15</sup>N-labelled fertilizer and cover crop in soil and its recovery by maize. *Eur. J. Soil Sci.* 53, 541–552.
- Hao, X., Chang, C., Travis, G. R., Zhang, F. (2003): Soil carbon and nitrogen response to 25 annual cattle manure applications. *J. Plant Nutr. Soil Sci.* 166, 239–245.
- Henriksen, T. M., Breland, T. A. (1999) Evaluation of criteria for describing crop residue degradability in a model of carbon and nitrogen turnover in soil. *Soil Biol. Biochem.* 31, 1135–1149.
- Honeycutt, C. W. (1999): Nitrogen mineralization from soil organic matter and crop residues: Field validation of laboratory predictions. *Soil Sci. Soc. Am. J.* 63, 134–141.
- Huang, Y., Qu, D., Li, G. (2003): Effect of adding amendments on preserving nitrogen during chicken manure and saw composting. *Huang Jin, Ke Xue* 24, 156–160.
- Hue, N. V., Liu, J. (1995): Predicting compost stability. *Compost Sci. Utiliz.* 3, 8–15.
- Hülsbergen, K.-J., Scharf, H., Klimm, S., Warnstorff, K. (1996): Wirkung von Stallmist, Gülle und Mineraldüngung nach Grünlandumbbruch auf den Stickstoffhaushalt einer Berglehm-Braunerde. *Agribiol. Res.* 49, 179–192.
- Jensen, L. S., Pedersen, I. S., Hansen, T. B., Nielsen, N. E. (2000): Turnover and fate of <sup>15</sup>N-labelled cattle slurry ammonium-N applied in the autumn to winter wheat. *Eur. J. Agron.* 12, 23–35.
- Khalil, M. I., Rosenani, A. B., Van Cleemput, O., Shamshuddin, J., Fauziah, C. I. (2002): Nitrous oxide production from an Ultisol treated with different nitrogen sources and moisture regimes. *Biol. Fert. Soils* 36, 59–65.
- Kilian, A., Gutser, R., Claassen, N. (1998): N<sub>2</sub>O-emissions following long-term organic fertilization at different levels. *Agribiol. Res.* 51, 27–36.
- Kirchmann, H. (1985): Losses, plant uptake and utilisation of manure nitrogen during a production cycle. *Acta Agric. Scand. Suppl.* 24, 3–77.
- Körshens, N., Weigel, A., Schulz, E. (1998): Turnover of soil organic matter (SOM) and long-term balances – tools for evaluating productivity and sustainability. *J. Plant Nutr. Soil Sci.* 161, 409–424.
- Körshens, M., Rogasik, J., Schulz, E. (2004): Humusbilanzierung – Methode zur Beurteilung und Bemessung der Humusversorgung von Ackerland (Standpunkt des VDLUFA vom 30. April 2004). [http://www.vdlufa.de/vd\\_00.htm?4](http://www.vdlufa.de/vd_00.htm?4) (visited June 17, 2005).
- Loro, P. J., Bergstrom, D. W., Beauchamp, E. G. (1997): Intensity and duration of denitrification following application of manure and fertilizer to soil. *J. Environ. Qual.* 26, 706–713.
- Malley, D. F., Yesmin, L., Eilers, R. G. (2002): Rapid analysis of hog manure and manure-amended soils using near-infrared spectroscopy. *Soil Sci. Soc. Am. J.* 66, 1677–1686.
- Messner, H., Amberger, A. (1987): Composition, nitrification and fertilizing effect of anaerobically fermented slurry. *Proc. 4th CIEC Symp. Braunschweig-Völkenrode*, Vol. 1, pp. 125–130.
- Nicholson, F. A., Chambers, B. J., Smith, K. A. (1996) Nutrient composition of poultry manures in England and Wales. *Bio-resource Technology* 58, 279–284.
- Palm, C. A., Rowland, A. P. (1997): A minimum dataset for characterization of plant quality for decomposition, in Cadisch, G., Giller, K. E. (1997): *Plant litter quality and decomposition*. CAB International, Wallingford, UK, pp. 379–392.
- Preusch, P. L., Alder, P. R., Sikora, L. J., Tworowski, T. J. (2002) Nitrogen and phosphorus availability in composted and uncomposted poultry litter. *J. Environ. Qual.* 31, 2051–2057.
- Serna, M. D., Pomares, F. (1993): Evaluation of nitrogen availability in a soil treated with organic amendments. *Commun. Soil Sci. Plant Anal.* 24, 1833–1844.
- Shepherd, K. D., Palm, C. A., Gachengo, C. N., Vanlauwe, B. (2003) : Rapid characterization of organic resource quality for soil and livestock management in tropical agroecosystems using near-infrared spectroscopy. *Agron. J.* 95, 1314–1322.
- Smith, S. R., Hadley, P. (1988): A comparison of the effects of organic and inorganic nitrogen fertilizers on the growth response of summer cabbage. *J. Hortic. Sci.* 63, 615–620.
- Sommer, S. G. (2001): Effect of composting on nutrient loss and nitrogen availability of cattle deep litter. *Eur. J. Agron.* 14, 123–133.
- Sommer, S. G., Hutchings, N. J. (2001): Ammonia emission from field applied manure and its reduction – invited paper. *Eur. J. Agron.* 15, 1–15.
- Sørensen, P., Amato, M. (2002): Remineralisation and residual effects of N after application of pig slurry to soil. *Eur. J. Agron.* 16, 81–95.
- Sørensen, P., Jensen, E. S. (1996): The fate of fresh and stored <sup>15</sup>N-labelled sheep urine and urea applied to a sandy and a sandy loam soil using different application strategies. *Plant and Soil* 183, 213–220.
- Thomsen, I. K. (2001): Recovery of nitrogen from composted and anaerobically stored manure labelled with <sup>15</sup>N. *Eur. J. Agron.* 15, 31–41.

- Thomsen, I. K. (2004): Nitrogen-use efficiency of  $^{15}\text{N}$ -labelled poultry manure. *Soil Sci. Soc. Am. J.* 68, 538–544.
- Thomsen, I. K., Kjellerup, V., Jensen, B. (1997): Crop uptake and leaching of  $^{15}\text{N}$  applied in ruminant slurry with selectively labelled faeces and urine fractions. *Plant and Soil* 197, 233–239.
- Thorup-Kristensen, K. (1994): The effect of nitrogen catch crop species on the nitrogen nutrition of succeeding crops. *Fert. Res.* 37, 227–234.
- Tyson, S. C., Cabrera, M. L. (1993) Nitrogen mineralisation in soils amended with composted and uncomposted poultry litter. *Commun. Soil Sci. Plant Anal.* 24, 2361–2374.
- Van Kessel, J. S., Reeves III, J. B., Meisinger, J. J. (1999): Storage and handling can alter the mineralization characteristics of manure. *J. Environ. Qual.* 28, 1984–1990.
- Vilsmeier, K., Gutser, R. (1987): Mineralization of nitrogen from catch crops in model trials. Proc. 4th CIEC Symp. Braunschweig-Völk-enrode, Vol. 1, pp. 185–190.
- Warren, R. G., Cooke, E. H., Cooke, G. W. (1958): Field experiments on concentrated organic nitrogen fertilizers. *J. Agric. Sci.* 50, 273–283.
- Whitmore, A. P., Groot, J. J. R. (1997): The decomposition of sugar beet residues: mineralization versus immobilization in contrasting soil types. *Plant and Soil* 192, 237–247.
- Whitmore, A. P., Schröder, J. J. (1996): Modelling the change in soil organic C and N and the mineralization of N from soil in response to application of slurry manure. *Plant and Soil* 184, 185–194.
- Wulf, S., Maeting, M., Clemens, J. (2002a): Application technique and slurry co-fermentation effects on ammonia, nitrous oxide, and methane emissions after spreading: I. Ammonia volatilization. *J. Environ. Qual.* 31, 1789–1794.
- Wulf, S., Maeting, M., Clemens, J. (2002b): Application technique and slurry co-fermentation effects on ammonia, nitrous oxide, and methane emissions after spreading: II. Greenhouse gas emissions. *J. Environ. Qual.* 31, 1795–1801.
- Yang, H. S., Janssen, B. H. (1997): Analysis of impact of farming practices on dynamics of soil organic matter in northern China. *Eur. J. Agron.* 7, 211–219.