

Saturation of a spin-1/2 particle by generalized local control

F Mintert¹, M Lapert², Y Zhang³, S J Glaser³ and D Sugny^{2,4}

¹ Freiburg Institute for Advanced Studies, Albert-Ludwigs University of Freiburg, Albertstr. 19, 79104 Freiburg, Germany

² Laboratoire Interdisciplinaire Carnot de Bourgogne (ICB), UMR 5209 CNRS—Université de Bourgogne, 9 Av. A Savary, BP 47 870, F-21078 Dijon Cedex, France

³ Department of Chemistry, Technische Universität München, Lichtenbergstrasse 4, D-85747 Garching, Germany

E-mail: dominique.sugny@u-bourgogne.fr

New Journal of Physics **13** (2011) 073001 (11pp)

Received 28 February 2011

Published 5 July 2011

Online at <http://www.njp.org/>

doi:10.1088/1367-2630/13/7/073001

Abstract. We show how to apply a generalization of local control design to the problem of the saturation of a spin-1/2 particle by magnetic fields in nuclear magnetic resonance. The generalization of local or Lyapunov control arises from the fact that the derivative of the Lyapunov function does not depend explicitly on the control field. The second derivative is used to determine the local control field. We compare the efficiency of this approach with that of the time-optimal solution that has recently been derived using geometric methods.

Contents

1. Introduction	2
2. The model system	3
3. Optimization schemes	3
3.1. Generalized local control theory	3
3.2. Optimal control theory	6
4. Comparison of local and optimal control sequences	7
5. Conclusion and perspectives	10
Acknowledgments	10
References	10

⁴ Author to whom any correspondence should be addressed.

1. Introduction

The control of spin systems by magnetic fields has great potential for applications in nuclear magnetic resonance (NMR) [1]. An example is given by the preparation of a well-defined initial state such as the saturation process that consists in vanishing the magnetization vector of a sample by using an adequate pulse sequence [2, 3]. In the setting of NMR spectroscopy and imaging, the saturation control can be used for solvent suppression or contrast enhancement [5, 6]. Different approaches have been proposed to date to solve this control problem. They extend from intuitive schemes such as the inversion recovery (IR) method [1] to more elaborate pulse sequences based on geometric optimal control theory [4] or optimization schemes [7, 8, 16, 19]. In a recent work [4], we showed that a gain of 60% in the duration of the saturation process can be achieved when using the time-optimal solution with respect to the IR one. In general, however, analytic solutions as derived in [4] are not available, and easily accessible numerical methods are required for the control of complex and realistic systems. Here, we investigate such a method and demonstrate its efficiency through a comparison with time-optimal analytic solutions [4]. Roughly speaking, the present method is an extension of local [9] or Lyapunov control [10], in terms of a so-called Lyapunov function V over the state space, which is minimum (or maximum) for the target state. In original Lyapunov control theory, a control field that ensures the monotonic decrease of V is constructed with the help of the first time derivative \dot{V} of V . Under well-established general conditions on the Hamiltonian (see e.g. [11] for a recent review), the system converges asymptotically towards the target state. This approach has been largely explored in quantum mechanics from both the physical [9, 12, 13] and mathematical points of view [14].

In this paper, we will employ a target functional whose first time derivative does *not* depend on the available control fields. In this case, an inspection of \dot{V} does not help us to identify suitable control fields, and standard local control theory cannot be used. Therefore, one has to resort to the second time derivative \ddot{V} , which allows the design of control pulses that speed up the increase of V [15]. At first glance, one might assume that losing control of \dot{V} should be a disadvantage. However, it turns out that it also yields significant advantages: since control fields typically induce unitary dynamics, the lack of dependence of \dot{V} on the control field implies the invariance of V under the corresponding unitary group. Consequently, the function V is constant for a continuous manifold of quantum states within which the control can induce dynamics. Not enforcing a given path through state space but giving the system the opportunity to find its optimal path with a direction restricted only by the manifolds of constant V permits us to avoid exerting unnecessary control but to give the system substantial freedom to find its optimal path. Also, \ddot{V} allows us to predict the dynamics of V for longer intervals than \dot{V} , since it extrapolates for two infinitesimal time steps rather than one. This reduces the time-local character of Lyapunov control, and the efficiency of this generalized approach will be illustrated using different numerical simulations in this paper.

The scheme under scrutiny here was originally developed for many-body systems, in particular for systems with a high-dimensional Hilbert space [15]. Since high-dimensional problems typically lack analytical solutions, we will focus here on the dynamics of a single spin-1/2 system, since this provides us with a test case with rigorous optimal solutions. The present method is, however, not specific to the model or target functional discussed here, but only requires a target functional whose value cannot be modified by the control *alone*.

The paper is organized as follows. Section 2 deals with the description of the system and of the control problem. The description of the generalized local control approach and of the time-optimal one is presented in section 3. Different numerical results are finally presented in section 4 for relevant situations in NMR. The conclusion and perspective views are given in section 5.

2. The model system

The state of a spin-1/2 particle in an NMR experiment is most conveniently expressed by its Bloch vector with components M_x , M_y and M_z . If the radiofrequency magnetic field is in resonance with the spin, the Bloch equations are given by

$$\begin{aligned}\frac{dM_x}{dt} &= \omega_y M_z - \frac{M_x}{T_2}, \\ \frac{dM_y}{dt} &= -\omega_x M_z - \frac{M_y}{T_2}, \\ \frac{dM_z}{dt} &= -\omega_y M_x + \omega_x M_y - \frac{M_z - M_0}{T_1},\end{aligned}\tag{1}$$

where ω_x and ω_y are the two components of the control field $\vec{\omega}$, T_1 and T_2 are two relaxation rates characterizing the incoherent process due to the interaction with the environment and M_0 is the thermal equilibrium magnetization. Since the maximum amplitude ω_{\max} that the control fields $\vec{\omega}$ can adopt induces a natural time scale, it is convenient to introduce the scaled variables $\vec{u} = 2\pi\vec{\omega}/\omega_{\max}$, $\tau = (\omega_{\max}/2\pi)t$, $\Gamma = 2\pi/(\omega_{\max}T_2)$, $\gamma = 2\pi/(\omega_{\max}T_1)$, $\vec{x} = \vec{M}/M_0$.

Since, in addition, the equations of motions are invariant under rotations around the z -axis, we can restrict the entire dynamics to the (y, z) -plane by assuming that $\omega_y = 0$. Doing so, equations (1) reduce to

$$\begin{aligned}\dot{y} &= -\Gamma y - uz, \\ \dot{z} &= \gamma(1 - z) + uy\end{aligned}\tag{2}$$

in terms of the scaled and scalar control fields $u = 2\pi\omega_x/\omega_{\max}$.

3. Optimization schemes

In the following, we will take the thermal equilibrium state with $M_z = M_0$ and $M_x = M_y = 0$ as the initial state. In terms of the scaled magnetization, this implies that the initial state is located at the north pole of the scaled Bloch sphere. As discussed in more detail below, the goal of the control is to bring the scaled Bloch vector to the center of the sphere in minimum time with the constraint $|u| \leq 2\pi$ on the control field, which is known as the *saturation control problem* [5, 6] in NMR.

3.1. Generalized local control theory

Since our goal is to reach a vanishing magnetization vector, which is equivalent to a maximum entropy state, we can choose any entropy-like functional as the target. We consider the linear

entropy

$$S_1(\varrho) = 1 - \text{Tr} \varrho^2 = \frac{1}{2}(1 - x^2 - y^2 - z^2), \quad (3)$$

which specifies the length of the Bloch vector. $S_1 = 0$ corresponds to a pure state with a Bloch vector of maximal length and $S_1 = 1/2$ corresponds to a completely mixed state, i.e. a thermal state associated with infinite temperature.

Reaching maximum entropy in minimum time, i.e. as quickly as possible, can be done by choosing u such that the temporal increment of S_1 is maximized. As anticipated above, the time derivative

$$\frac{dS_1}{dt} = \Gamma y^2 - \gamma(1 - z)z \quad (4)$$

of S_1 is independent of u , which is a direct consequence of the invariance of S_1 under coherent dynamics, as generated by u . We therefore have to inspect the curvature of S_1 , which essentially contains information on how the impact of relaxation changes under the coherent dynamics. In the present case, it reads

$$\frac{d^2 S_1}{dt^2} = u \underbrace{y(\gamma - 2(\gamma - \Gamma)z)}_{\mu :=} + \ddot{S}_1^0, \quad (5)$$

where \ddot{S}_1^0 denotes the curvature in the absence of a control field. Since maximization of the curvature results in maximally fast increase of \dot{S}_1 , which in turn implies an acceleration of the increase of entropy, we will choose, at any instance of time, u such that it maximizes the curvature. Given that the modulus of u is bounded by 2π , this leads to the choice $u = 2\pi$ if $\mu > 0$ and $u = -2\pi$ if $\mu < 0$. As long as μ is finite, this implies that u is constant over a finite period of time so that the equations of motion can be integrated straightforwardly. Care is, however, necessary if $\mu = 0$. In this case, one has to distinguish between stable solutions, where the control fields ensure that the condition $\mu = 0$ is preserved, and unstable conditions, where the control or the natural dynamics ensures that the condition $\mu = 0$ is satisfied only for an isolated point in time. The latter case is realized for $y = 0$ and corresponds to $u = 0$ (i.e. no control pulse), the system remaining in the line of the equation $y = 0$ to follow its natural dynamics. The former case is realized for $z = z_0 = \gamma/(2(\gamma - \Gamma))$ and requires some more care. Let us therefore step back for a moment from the framework of differential equations and discuss equations (2) in terms of finite time steps. If we start out with $\mu \leq 0$ then the value of μ will increase in time since we were assuming the condition $\mu = 0$ to be stable. Owing to the finite time steps, however, we might end up in a situation where $\mu \geq 0$. Now, in turn, μ will decrease in time, so that we risk ending up in rapid changes of the sign of μ , which results in a rapidly changing sign of the control pulses. Decreasing the size of the time steps will decrease the size of the fluctuations in μ and increase the frequency with which the control pulse changes sign. Once this frequency has exceeded all system frequencies sufficiently, we can replace the rapidly oscillating pulse by a time-averaged pulse

$$\bar{u}(t) = \int d\tilde{t} u(\tilde{t}) f(t - \tilde{t}), \quad (6)$$

where $f(t)$ is some function, such as a Gaussian, that is positive in some finite domain around $t = 0$ and that decays sufficiently fast outside this domain. In the limit of infinitesimal time

steps, the fluctuation in μ will vanish, and \bar{u} is the pulse that has to be applied to preserve the condition $\mu = 0$. The control \bar{u} needs to be chosen such that

$$\dot{z} = \gamma(1 - z) + \bar{u}y = 0. \quad (7)$$

This implies that the local pulse solution can be written as

$$\bar{u} = -\frac{\gamma}{y}(1 - z) = -\frac{\gamma}{y} \left(1 - \frac{\gamma}{2(\gamma - \Gamma)}\right). \quad (8)$$

Note that $\bar{u} \rightarrow \pm\infty$ when $y \rightarrow 0$, which defines a limit of admissibility due to the bound on the control given by

$$|y| \geq \frac{|\gamma(\gamma - 2\Gamma)|}{2\pi(2\Gamma - 2\gamma)}. \quad (9)$$

This means that for smaller values of y , the system cannot follow this horizontal line and a constant control $u = \pm 2\pi$ has to be used. Together with equation (2), the equation of motion for the y -component with $u = \bar{u}$ reads consequently as

$$\dot{y} = -\Gamma y + \frac{1}{y} \underbrace{\frac{\gamma^2(\gamma - 2\Gamma)}{4(\gamma - \Gamma)^2}}_{:=g}, \quad (10)$$

which has the solution

$$y_S = \pm \sqrt{e^{-2\Gamma t} \left(y_0^2 - \frac{g}{\Gamma}\right) + \frac{g}{\Gamma}}, \quad (11)$$

where y_0 is the initial y -coordinate on the horizontal axis. One deduces that \bar{u} is determined through equation (8), and \bar{u} in turn defines $z(t)$ uniquely. One finally arrives at

$$u = 2\pi \quad \text{for } \mu > 0, \quad (12)$$

$$u = -2\pi \quad \text{for } \mu < 0, \quad (13)$$

$$u = 0 \quad \text{for } y = 0 \text{ and } \mu = 0, \quad (14)$$

$$u = \bar{u} \text{ as given by equation (8)} \quad \text{for } \mu = 0 \text{ and } z = z_0, \quad (15)$$

and the complete solution is a concatenation of these pieces, as sketched in figure 1. In the following, the control fields of maximum intensity will be called regular or bang, while those such that $|u| < 2\pi$ will be said to be singular.

Using this material, we can follow the dynamics starting from the thermal equilibrium ($y = 0, z = 1$). This point is an unstable fixed point of the dynamics; that is, following the above prescription one should not add any control pulse, the state being stationary. Any small deviation, however, will indicate that a finite control field needs to be applied. We will therefore begin with an infinitesimally displaced initial condition $y(0) = -\varepsilon, z(0) = 1$. Then, according to equation (13), the system is driven with maximum intensity $u = -2\pi$ until the Bloch vector reaches a point with $\mu = 0$. At this point, the control field has to be changed so as to satisfy equation (15) and the Bloch vector moves along the line $\mu = 0$ until its y -component vanishes. Once this is achieved, the spin will relax to the target state without any control field according to equation (14). For the moment, we have been assuming that the control field can be chosen strong enough to ensure that the spin remains on the horizontal $\mu = 0$ trajectory. Here, it is not the case, due to the limitation in the field amplitude; a constant pulse according to equation (13) has therefore to be applied when $\bar{u} = \pm 2\pi$ along the horizontal line.

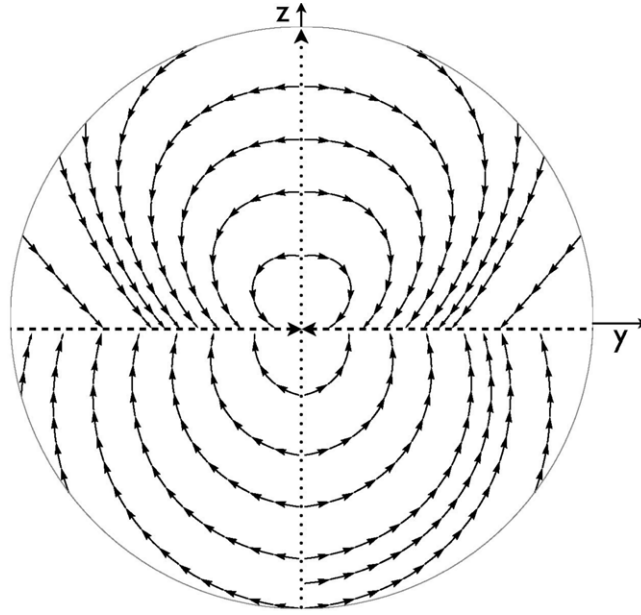


Figure 1. Temporal increment $[\dot{y}, \dot{z}]$ of the Bloch vector in the y - z -plane in the presence of local control as given in equations (12)–(15). The dashed arrow depicts the evolution along the line $\mu = 0$ according to equation (15); the dotted arrow corresponds to free evolution according to equation (14). The curved, solid arrows correspond to equations (12) and (13).

3.2. Optimal control theory

In this section, we briefly recall the tools of optimal control theory based on the application of the Pontryagin maximum principle (PMP). See [18] for a general application to dissipative quantum systems and see [4, 17, 19] for examples in NMR. The first step of this method consists in introducing the pseudo-Hamiltonian \mathcal{H} defined by

$$\mathcal{H} = \vec{P} \cdot (\vec{F}_0(\vec{X}) + u\vec{F}_1(\vec{X})), \quad (16)$$

where $\vec{X} = (y, z)$ and the vector fields \vec{F}_0 and \vec{F}_1 have, respectively, the components $(-\Gamma y, \gamma(1-z))$ and $(-z, y)$. The vector \vec{P} is the adjoint state of the coordinates (p_y, p_z) . The PMP states that the optimal trajectories are solutions of the system

$$\begin{aligned} \dot{\vec{X}} &= \frac{\partial \mathcal{H}}{\partial \vec{P}}(\vec{X}, \vec{P}, v), & \dot{\vec{P}} &= -\frac{\partial \mathcal{H}}{\partial \vec{X}}(\vec{X}, \vec{P}, v), \\ \mathcal{H}(\vec{X}, \vec{P}, v) &= \max_{|u| \leq 2\pi} \mathcal{H}(\vec{X}, \vec{P}, u), & \mathcal{H}(\vec{X}, \vec{P}, v) &\geq 0. \end{aligned}$$

Introducing the switching function $\Phi = \vec{P} \cdot \vec{F}_1$, the PMP leads to two types of situations, the regular and the singular ones. In the regular case, $\Phi(\vec{X}, \vec{P}) \neq 0$ or vanishes at an isolated point, while in the singular case, Φ is zero on a time interval. In the former situation, the corresponding control field is given by $u = 2\pi \times \text{sign}[\Phi]$. In the latter case where $\phi = \dot{\phi} = \ddot{\phi} = \dots = 0$, we introduce the vector $\vec{V} = (-\gamma + \gamma z - \Gamma z, (-\Gamma + \gamma)y)$ which satisfies $\dot{\phi} = \vec{P} \cdot \vec{V}$. The singular trajectories belong to the set of points where \vec{V} is parallel to \vec{F}_1 , i.e. to the points such that $\det(\vec{F}_1, \vec{V}) = 0$. A straightforward computation leads to the two lines of equations $y = 0$ and

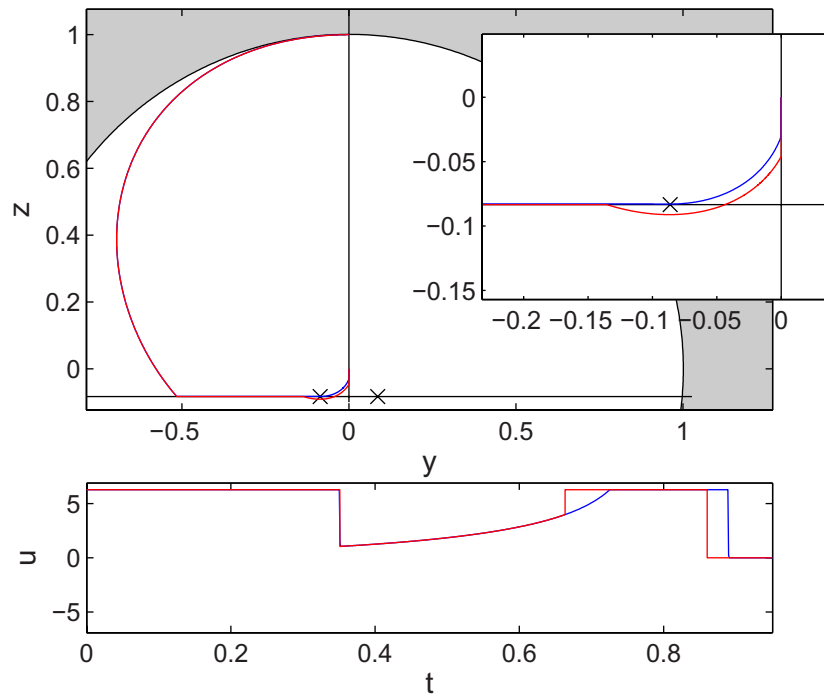


Figure 2. Top: the evolution of the magnetization vector in the (y, z) -plane for the local control trajectory (blue or black) and the optimal solution (red or gray) with decoherence times $T_2 = 8.8$ ms and $T_1 = 61.9$ ms. The inset is a zoom-in of the trajectories near the singular horizontal line. The cross indicates the position of the limit of admissibility of the control along the horizontal axis. Bottom: the corresponding control fields.

$z = z_0$ [4], which shows that the singular set is the same in the local control and optimal approaches. The corresponding optimal singular control is by definition the field such that the dynamics remains on the singular lines. Still this field is identical to local singular control. At this point, it is important to note that the trajectories given by the maximization of \mathcal{H} are only extremal solutions, i.e. candidates to be optimal. Other tools such as those introduced in [20] have to be used to obtain optimality results and to select from extremal trajectories the ones that are effectively optimal.

4. Comparison of local and optimal control sequences

As a specific example to illustrate the efficiency of these two optimization schemes, we consider the control problem of a spin-1/2 particle coupled to a thermal environment as analyzed and experimentally implemented in [4]. In this section, we will consider two examples characterized by different relaxation parameters. In the first case, we have $T_2 = 8.8$ ms and $T_1 = 61.9$ ms, which leads, with a maximum amplitude $\omega_{\max} = 2\pi \times 32.3$ Hz, to $\Gamma = 3.5$ and $\gamma = 0.5$. In the second situation, we choose $T_2 = 6.2$ ms and $T_1 = 61.9$ ms, which gives the same maximum amplitude $\Gamma = 5$ and $\gamma = 0.5$.

Let us compare the time-optimal solution as computed in [4, 18] with the solutions obtained with the generalized local control theory. The numerical results are presented in figures 2

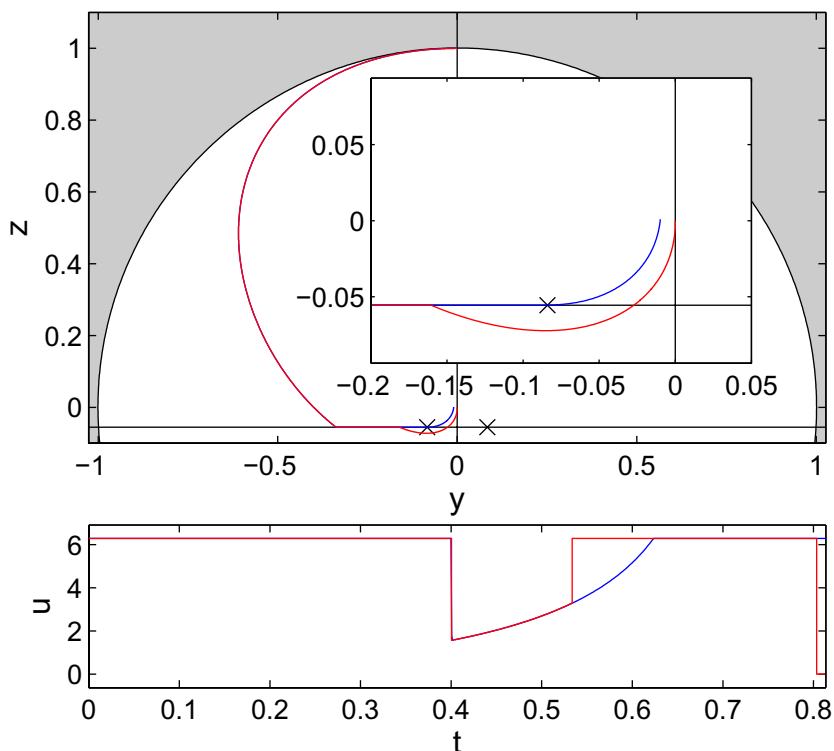


Figure 3. Evolution of the magnetization vector similarly to figure 2 but with decoherence times $T_2 = 6.2$ ms and $T_1 = 61.9$ ms.

and 3 for the first and second cases, respectively. In the two cases, the time-optimal solution is composed of two bang pulses of maximum amplitude 2π and two singular controls: starting from the initial point of the coordinates ($y = 0$, $z = 1$), the first bang pulse drives the spin up to the horizontal singular line where μ vanishes. The consecutive singular control ensures that the z -component remains constant until $y = y_c$, when the second bang pulse is applied. The position y_c is computed to ensure that the switching function ϕ and its first derivative $\dot{\phi}$ remain continuous along the optimal sequence. The values of y_c are equal to -0.1605 and -0.1356 in the first and second cases. The second bang pulse increases the z -component of the magnetization vector until its y -component vanishes. The final part of the optimal sequence is a zero control along the vertical singular axis $y = 0$ which allows to reach the target state. With the chosen relaxation parameters γ and Γ , the time-optimal sequence has a duration of 0.950 50 and 0.97 in dimensionless units (defined above in equation (2)) in the first and second cases. When there is no bound on the control, the second bang does not exist and the optimal sequence is formed by a bang arc followed by the two singular trajectories along the horizontal and vertical lines. The solution of the generalized local control is very similar. Exactly like the time-optimal solution, it begins with a bang pulse followed by a singular pulse ensuring that μ vanishes, but this pulse is maintained longer than in the time-optimal solution. Only at $y = -0.0862$ and $y = -0.0840$ where $|u| = 2\pi$, the limited control intensity does not permit to maintain the condition $\mu = 0$ and a bang pulse has to be applied. In the unbounded situation, note that the local and optimal solutions are identical. In the bounded case, if the second bang arc intersects the vertical z -axis, the dynamics relaxes without any control until its Bloch vector vanishes.

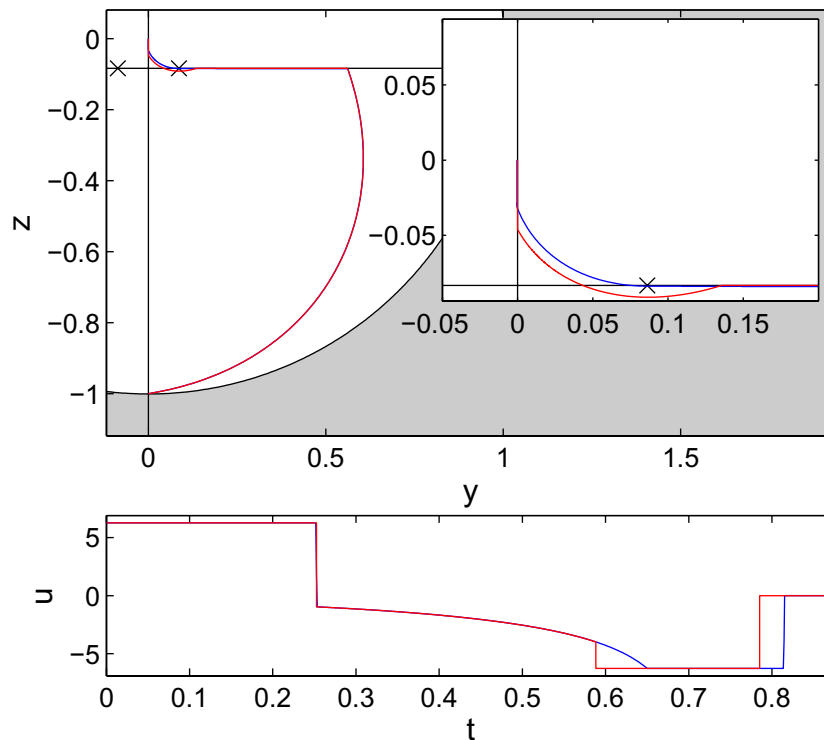


Figure 4. Evolution of the magnetization vector with decoherence times $T_2 = 6.2$ ms and $T_1 = 61.9$ ms as in figure 2, but for an initial state corresponding to the south pole of the Bloch sphere.

In the case of figure 2, this leads to an overall control duration of 0.95098 that is slightly larger than the one of the time-optimal solution; the difference is of the order of 4.81×10^{-4} . Whereas local control does not reproduce the time-optimal solution exactly, we can conclude, in this case, that the longer duration of the former is negligible for all practical purposes. This conclusion is not true for all the values of the relaxation parameters. In particular, in figure 3, since there is no intersection between the second bang pulse and the z -axis, we observe that the local control approach does not manage to reach the target, the minimum distance being equal to 9.9×10^{-4} .

Figure 4 gives a third example where the initial point of the dynamics is the south pole of the Bloch sphere, the relaxation rates being the ones of the first example. If we assume that the initial point is exactly on the z -axis, then the local solution consists in letting the relaxation with $u = 0$ act up to the center of the Bloch ball. Since this axis is unstable, any small deviation from this point will induce a bang control of amplitude $\pm 2\pi$ up to the horizontal singular line. A second bang pulse is applied when the limit of admissibility of the control is reached and a zero control is finally used up to the target state. The optimal control sequence is quite similar, except for the second bang which is applied earlier than in the local control strategy. We observe in figure 4 that the local and the optimal solutions are very close to each other with a control duration of 0.8758 and 0.8753, respectively, while if $u = 0$ this time is 1.3861.

5. Conclusion and perspectives

The close-to-optimal performance of the generalized time-local control pulses reflects the potential of this new approach, which can efficiently replace the standard local control design when this strategy cannot be used. Whereas we have seen that sufficiently strong control typically permits to reach the target, it can also be missed with weak control fields. This opens up the general question of convergence in the present generalized framework of Lyapunov control. In standard Lyapunov control theory, there is a well-established theory of convergence, based, e.g., on the concept of the LaSalle invariant set on which the derivative of the Lyapunov function vanishes [21]. In addition, necessary and sufficient conditions on the Hamiltonian of the system have been derived to ensure convergence towards the target state [11]. Given the success of these tools for standard Lyapunov control theory, it seems within reach to also develop rigorous concepts to predict convergence properties of the present extension.

Acknowledgments

SJG acknowledges support from the DFG (GI 203/6-1) through SFB 631. SJG thanks the Fonds der Chemischen Industrie. FM gratefully acknowledges support from the European Research Council (259264).

References

- [1] Levitt M H 2008 *Spin Dynamics: Basis of Nuclear Magnetic Resonance* (New York: Wiley)
- [2] Bydder G M, Hajnal J V and Young I R 1998 *Clin. Radiol.* **53** 159
- [3] Patt S L and Sykes B D 1972 *J. Chem. Phys.* **56** 3182
- [4] Lapert M, Zhang Y, Braun M, Glaser S J and Sugny D 2010 *Phys. Rev. Lett.* **104** 083001
- [5] Farrar T C and Becker E D 1971 *Pulse and Fourier Transform NMR, Introduction to Theory and Methods* (New York: Academic)
- [6] Homans S W 1989 *A Dictionary of Concepts in NMR* (Oxford: Clarendon)
- [7] Skinner T E, Reiss T O, Luy B, Khaneja N and Glaser S J 2003 *J. Magn. Reson.* **163** 8
 Skinner T E, Reiss T O, Luy B, Khaneja N and Glaser S J 2004 *J. Magn. Reson.* **167** 68
 Kobzar K, Skinner T E, Khaneja N, Glaser S J and Luy B 2004 *J. Magn. Reson.* **170** 236
 Skinner T E, Reiss T O, Luy B, Khaneja N and Glaser S J 2005 *J. Magn. Reson.* **172** 17
 Skinner T E, Kobzar K, Luy B, Bendall R, Bermel W, Khaneja N and Glaser S J 2006 *J. Magn. Reson.* **179** 241
 Gershenson N I, Kobzar K, Luy B, Glaser S J and Skinner T E 2007 *J. Magn. Reson.* **188** 330
- [8] Lapert M, Zhang Y, Braun M, Glaser S J and Sugny D 2010 *Phys. Rev. A* **82** 063418
- [9] Engel V, Meier C and Tannor D 2009 *Adv. Chem. Phys.* **141** 29
- [10] D'Alessandro D 2007 *Introduction to Quantum Control and Dynamics* (Boca Raton, FL: CRC Press)
- [11] Wang X and Schirmer S G 2008 *Proc. ENOC* arXiv:0805.2882
- [12] Wang X and Schirmer S G 2009 *Phys. Rev. A* **80** 042305
 Wang X, Bayat A, Bose S and Schirmer S G 2010 *Phys. Rev. A* **82** 012330
- [13] Sugawara M 2003 *J. Chem. Phys.* **118** 6784
- [14] Mirrahimi M and Turinici G 2005 *Automatica* **41** 1987
 Beauchard K, Coron J-M, Mirrahimi M and Rouchon P 2007 *Syst. Control Lett.* **56** 388
 Mirrahimi M and Van Handel R 2007 *SIAM J. Control Optim.* **46** 445
- [15] Platzer F, Mintert F and Buchleitner A 2010 *Phys. Rev. Lett.* **105** 020501

- [16] Zhu W, Botina J and Rabitz H 1998 *J. Chem. Phys.* **108** 1953
Lapert M, Tehini R, Turinici G and Sugny D 2008 *Phys. Rev. A* **78** 023408
Lapert M, Tehini R, Turinici G and Sugny D 2009 *Phys. Rev. A* **79** 063411
- [17] Assémat E, Lapert M, Zhang Y, Braun M, Glaser S J and Sugny D 2010 *Phys. Rev. A* **82** 013415
- [18] Sugny D, Kontz C and Jauslin H R 2007 *Phys. Rev. A* **76** 023419
Bonnard B and Sugny D 2009 *SIAM J. Control Optim.* **48** 1289
Bonnard B, Chyba M and Sugny D 2009 *IEEE Trans. Autom. Control* **54** 2598
Sugny D and Kontz C 2008 *Phys. Rev. A* **77** 063420
- [19] Zhang Y, Lapert M, Braun M, Sugny D and Glaser S J 2011 *J. Chem. Phys.* **134** 054103
- [20] Boscain U and Piccoli B 2004 *Optimal Syntheses for Control Systems on 2-D Manifolds (Mathématiques and Applications vol 43)* (Berlin: Springer)
- [21] LaSalle J and Lefschetz S 1961 *Stability by Liapunov's Direct Method with Applications* (New York: Academic)