

# Catalytic Degradation of Aliphatic Ethers using the Lewis Superacidic Bis(perfluoropinacolato)silane

Florian S. Tschernuth,<sup>[a]</sup> Lukas Bichlmaier,<sup>[a]</sup> and Shigeyoshi Inoue<sup>\*,[a]</sup>

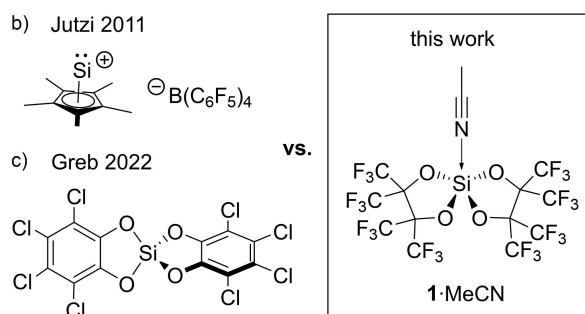
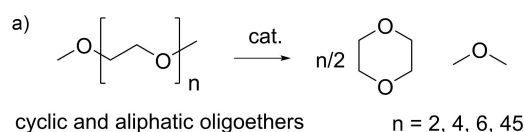
The exceptional catalytic activity of a neutral Si(IV) Lewis superacid was highlighted on the degradation of oligo- and polyethers *via* ring closing metathesis. Model reaction experiments with diglyme and 1,5-dimethoxypentane outlined a significantly increased reactivity surpassing comparable Lewis acid catalyst presented in the literature. The high observed activity was explained by the kinetic effect of the bulky perfluorinated substituents, blocking a second coordination site

that is responsible for catalyst deactivation by substrate chelation. Further experiments with aliphatic oligoethers outlined a gradual activity loss of the catalyst due to mechanistic disparities favoring side-reactions when more than one internal product unit is present. The extraordinary affinity for the cleavage of etheric C–O bonds was ultimately demonstrated by the reaction with diethylether, producing a pentavalent silicate species that was fully characterized including SC-XRD analysis.

## Introduction

The demand for sustainable products and environmentally friendly industrial processes increased significantly in recent years, leading to challenging changes but also opportunities especially in the chemical and polymer industry.<sup>[1]</sup> For the production of plastic commodities, for instance, a clear tendency towards circular and recyclable materials can be traced. Nevertheless, this transition is rather slow and the majority of plastic waste still ends up in landfills or is thermally converted for energy recovery.<sup>[2]</sup> In this regard chemical depolymerization introduces an alternative solution to recover valuable building blocks and chemicals from waste-materials.<sup>[3]</sup> Especially aliphatic polyethers are produced on a megatong scale and can be found in a wide range of commodities as well as functionalized materials like fibers, foams, or medical surfactants.<sup>[4]</sup> The predominant repeating units of those polymers are composed of aliphatic ethers, that can be degraded in the presence of strong Lewis acids thus enabling a strategy for targeted depolymerization.<sup>[5]</sup> The early work of Enthaler *et al.* demonstrated that Lewis acidic iron and zinc catalysts successfully convert various oligo- and poly(ethylene)glycols with stoichiometric amounts of acyl chlorides.<sup>[6]</sup> Additional studies

showed the suitability of various Lewis and Brønsted acids for the degradation of poly(THF) substrates with no additional reactants, but harsh reaction conditions required.<sup>[7]</sup> The Morandi group investigated Fe(OTf)<sub>3</sub> for the catalytic ring-closing metathesis of 1,5-dimethoxypentane and resembling aliphatic ethers to form cyclic reaction products.<sup>[8]</sup> A metal-free version of this reaction was further outlined by Liu *et al.* using imidazolium-based ionic liquids as catalysts under biphasic and solvent-free conditions.<sup>[9]</sup> Pursuing an environmentally friendly polymer degradation, Cantat and coworkers applied the multi-talent B(C<sub>6</sub>F<sub>5</sub>)<sub>3</sub> as well as transition-metal catalysts for the reductive degradation of polyethers, polyesters and polycarbonates with hydrosilanes.<sup>[10]</sup> As shown by the Jutzi group also low-valent silicon cations can be used for the C–O metathesis of oligo(ethyleneglycol)diethers (Figure 1, b), thus introducing the second most abundant



**Figure 1.** (a) Reported ring closing metathesis of oligoethers catalysed by the low-valent Si(II) cation (b) and the neutral Lewis superacid Si(cat)<sub>2</sub> (c), compared to the catalyst system studied in this work.<sup>[11–12]</sup>

[a] F. S. Tschernuth, L. Bichlmaier, Prof. S. Inoue  
TUM School of Natural Sciences  
Department of Chemistry  
WACKER-Institute of Silicon Chemistry and Catalysis Research Center  
Technical University of Munich  
Lichtenbergstraße 4  
85748 Garching (Germany)  
E-mail: s.inoue@tum.de  
Homepage: <https://www.ch.nat.tum.de/si/home/>

Supporting information for this article is available on the WWW under <https://doi.org/10.1002/cctc.202300281>

© 2023 The Authors. ChemCatChem published by Wiley-VCH GmbH. This is an open access article under the terms of the Creative Commons Attribution Non-Commercial License, which permits use, distribution and reproduction in any medium, provided the original work is properly cited and is not used for commercial purposes.

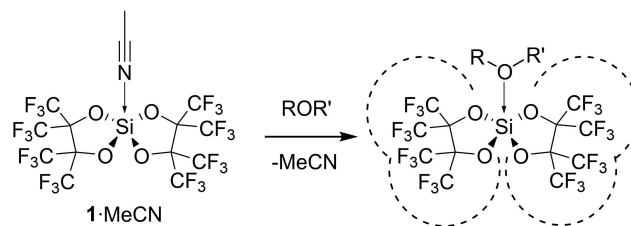
element of the earth's crust as a potential catalyst for polymer degradation.<sup>[11]</sup>

A recent study from the Greb group comprehensively investigated the catalytic C–O metathesis reactions of oligo- and polyethers using the neutral Si(IV) Lewis superacid  $\text{Si}(\text{cat}^{\text{Cl}})_2$  that possesses a polymeric structure  $([\text{Si}(\text{cat}^{\text{Cl}})_2]_n)$ .<sup>[12]</sup> The compound catalytically converted chelating substrates like 1,5-dimethoxypentane, diglyme and crown ethers while outperforming previously established catalysts with ease (Figure 1, c). Even polymeric ethylene- and propyleneglycol diethers could be degraded, however high catalyst loadings were required. Our group published a related acetonitrile-adduct of a Lewis superacidic silane  $(\text{Si}(\text{pin}^{\text{F}})_2 \cdot \text{MeCN})$  that showed significant catalytic behavior for carbonyl reduction reactions and even activated Si–F bonds.<sup>[13]</sup> In this study we present the compound's tremendous activity in the degradation of oligo- and polyethers and discuss reaction differences for etheric substrates that affect the catalyst's performance. We additionally give a full characterization of a pentacoordinate silicate species as a potential reaction intermediate derivative that was isolated by the cleavage of diethyl ether.

## Results and Discussion

In 2021 we presented the synthesis and characterization of bis(perfluoropinacolato)silane as its acetonitrile mono-adduct  $\text{Si}(\text{pin}^{\text{F}})_2 \cdot \text{MeCN}$  ( $1 \cdot \text{MeCN}$ ).<sup>[13]</sup> Lewis acidity investigations by competitive abstraction experiments outlined a Lewis superacidic nature and several reactions like hydrodefluorination or carbonyl reduction were successfully catalyzed by  $1 \cdot \text{MeCN}$ . While assessing the Lewis acidity by the Gutmann-Beckett (GB) method only mono-coordinated Lewis pairs were formed and no double-coordinated product could be observed, even when surplus  $\text{Et}_3\text{PO}$  was present. This inclination is rather uncommon among Lewis acids like in the case of catecholato silanes and related systems, where twofold coordination is the prevalent structural motif.<sup>[14]</sup> An explanation for this phenomenon can be found in the steric bulk of the perfluorinated pinacolato groups that shield a second coordination site when one donor molecule is already attached to the silicon center. The resulting pentacoordinate geometry was already visualized in case of the acetonitrile-coordinated  $1 \cdot \text{MeCN}$  by SC-XRD analysis.<sup>[13]</sup>

Due to this geometric effect, the pinacolato silane could act as a potent catalyst for the ring closing metathesis of oligoethers, as recently published mechanistic investigations for the related Lewis superacid  $[\text{Si}(\text{cat}^{\text{Cl}})_2]_n$  would suggest.<sup>[12]</sup> In that study the catalytic ether degradation initiated *via* the mono-coordination of one etheric oxygen followed by the cleavage of a C–O bond while forming a zwitterionic intermediate. As reported, a twofold coordination by the chelating reactant, however, leads to catalyst deactivation because of the strong thermodynamic stabilization.<sup>[12]</sup> For this reason, catalysts with two or three potential coordination sites for multidentate substrates were found less active for the ring-closing metathesis, whereas catalysts with blocked or less favorable multi-



**Scheme 1.** Schematic depiction of catalyst mono-coordination by etheric substrate substituting acetonitrile in solution.

ple-coordination sites showed increased activity. This was underpinned by an experiment with bis(perfluoro-*N*-phenylamidophenolato)silane,<sup>[15]</sup> where the double coordination of diglyme is even less stabilized as for  $[\text{Si}(\text{cat}^{\text{Cl}})_2]_n$ .<sup>[12]</sup> Following this reasoning, we expected that our pinacolato silane  $1 \cdot \text{MeCN}$  shows even higher reactivity as acetonitrile should be exchanged in solution with the employed etheric substrate (Scheme 1) Furthermore, the liberated silane  $1$  possesses a similar Lewis acidity compared to  $[\text{Si}(\text{cat}^{\text{Cl}})_2]_n$  in case of fluoride ion affinity calculations (FIA:  $474 \text{ kJ mol}^{-1}$  ( $1$ ) vs.  $507 \text{ kJ mol}^{-1}$ ) as well as GB measurements ( $\Delta\delta(^{31}\text{P}) = 35.8 \text{ ppm}$  ( $1$ ) vs.  $35 \text{ ppm}$ ).<sup>[13,14e]</sup> Deactivating effects caused by twofold coordination of the substrate should be sufficiently diminished by steric protection of the perfluoropinacolato groups.

In fact, reactions with 1,5-dimethoxypentane and diglyme revealed an outstanding performance of  $1 \cdot \text{MeCN}$  for the catalytic C–O metathesis reaction under mild condition and low catalyst loadings, thus outperforming established catalyst systems (Table 1).<sup>[8,12]</sup> For both substrates full conversion was observed quantitatively yielding the cyclic reaction products already after 1 hour at  $80^\circ\text{C}$  for 1,5-dimethoxypentane and 2.5 hours at  $80^\circ\text{C}$  for diglyme, when using a catalyst loading of 5 mol%. Unlike in the case of  $[\text{Si}(\text{cat}^{\text{Cl}})_2]_n$  no deactivation was observed for reactions with 1,5-dimeth-

**Table 1.** Ring closing metathesis experiments of 1,5-dimethoxypentane (1,5-DMP), diglyme, poly(ethyleneglycol)dimethylether (PEG-DME) and 18-crown-6 at  $80^\circ\text{C}$  using  $1 \cdot \text{MeCN}$  as reaction catalyst.

Entry	Substrate	cat. (mol%)	Time [h]	Yield [%] <sup>[a]</sup>	TON <sup>[b]</sup>
1	1,5-DMP	1	20	97	97.0
2	1,5-DMP	5	1	96	19.2
3	Diglyme	1	20	96	96.0
4	Diglyme	5	2.5	96	19.2
6	Diglyme	10	96	99	9.9
7	18-crown-6	30	30	88	8.8
8	PEG-DME	225	18	87	8.7

[a] Yield determination of reaction products tetrahydropyran and 1,4-dioxane was conducted by  $^1\text{H}$  NMR *via* integration against internal standard mesitylene. [b] Calculation:  $\text{TON} = n(\text{cyclic product})/n(\text{catalyst})$ .

oxypentane and diglyme, even allowing quantitative conversions with catalyst loadings of only 1 mol%.<sup>[12]</sup>

Both reactions also proceeded at room temperature but required significantly elongated reaction periods for full conversion (see SI Table S1 and S2). Further screenings of 1·MeCN for the degradation of 18-crown-6 and poly(ethyleneglycol)-dimethylether (Mw = ~2000 g mol<sup>-1</sup>) revealed that significantly higher catalyst amounts were required for those substrates. In case of 18-crown-6, 30 mol% of the catalyst were used to ensure quantitative conversion. This correlates to the 21 mol% of catalyst [Si(cat<sup>C</sup>)<sub>2</sub>] that were applied in the literature.<sup>[12,16]</sup> A similar result was observed for PEG-DME where 225 mol% of 1·MeCN were necessary for full conversion.<sup>[12,17]</sup> The decreased turn over number (TON) in the case of 18-crown-6 and PEG-DME indicates a catalyst deactivation, that is more pronounced for substrates with more than one internal C–O metathesis cycle per molecule. To verify this hypothesis, fragmentation experiments with tetra(ethyleneglycol)dimethyl ether (TEG-DME) were conducted. In that case full conversion was not reached with catalyst loadings of 5–10 mol% and reaction times up to 6 days (Table 2).

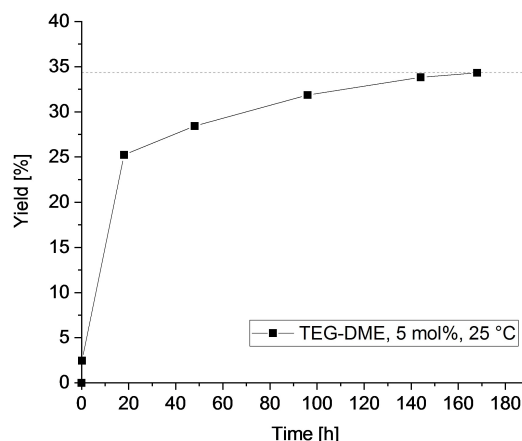
However, quantitative conversion was reached with 20 mol% of the catalyst. Even though the number of metathesis cycles per catalyst molecule is the same as for experiments with diglyme when 10 mol% of 1·MeCN were used, significantly decreased turnover rates were observed. As outlined in Figure 2 most catalytic activity for those reactions was lost already during the first 20 h. Experiments with 5 mol% at 80 °C and at room temperature even demonstrated a faster catalyst deactivation at elevated temperatures (see SI Figure S5). This effect, however, was canceled out at higher catalyst loadings, due to solubility influences.

The observed deactivation can be explained by a mechanistic investigation of this reaction. According to literature findings, the reaction initiates *via* the mono-coordination of the ether substrate, followed by an intramolecular S<sub>N</sub>2 attack forming an O-substituted dioxane cation as well as a pentavalent silicate anion (Figure 3).<sup>[12]</sup> A subsequent S<sub>N</sub>2 attack of the methoxy group on the methyl moiety of the cation releases 1,4-dioxane while forming Me<sub>2</sub>O in case of diglyme. When substrates with more than one internal dioxane unit are

**Table 2.** Ring closing metathesis experiments of TEG-DME at various conditions using 1·MeCN as reaction catalyst.

Entry	cat. (mol %)	Temp. [°C]	Time [h]	Yield [%] <sup>[a]</sup>	TON <sup>[b]</sup>
1	5	80	120	26	10.4
2	5	25	144	34	13.4
3	10	80	120	58	11.6
4	10	25	144	39	7.8
5	20	80	48	75	15.0

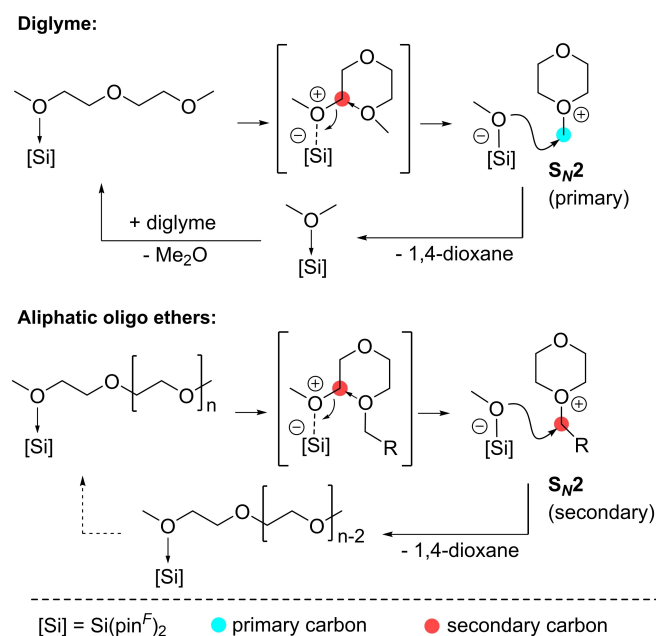
[a] Yield determination of reaction product 1,4-dioxane was conducted by <sup>1</sup>H NMR *via* integration against internal standard mesitylene. [b] Calculation: TON = n(1,4-dioxane)/n(catalyst).



**Figure 2.** Yield of 1,4-dioxane during a degradation experiment of TEG-DME with 5 mol% of catalyst 1 at 25 °C over the course of 7 days.

degraded, the second S<sub>N</sub>2 reaction encounters a kinetically less favored secondary carbon center, thus lowering the overall reaction speed.<sup>[18]</sup> In that case the extended population of the highly electrophilic oxonium species caused by the less favored S<sub>N</sub>2 reaction facilitates the likelihood for side-reactions. As oxonium species are prone for nucleophilic substitution an attack could also occur on one of the other secondary carbon atoms, leading to the irreversible deactivation of the catalyst.<sup>[19]</sup>

The tremendous oxophilicity of 1·MeCN and reactivity for oxygen containing substrates was ultimately demonstrated by the cleavage of Et<sub>2</sub>O. In this experiment 1·MeCN was



**Figure 3.** Potential reaction pathway of the ring-closing metathesis of diglyme and longer oligo(ethyleneglycol) catalysed by *in situ* liberated 1 ([Si]) starting from the terminal ether bonds. The reaction determining S<sub>N</sub>2 reaction are highlighted in red for secondary carbons and blue for primary carbons.

precipitated from a saturated diethylether solution at room temperature, yielding the salt of the ethoxy substituted silicate species with the respective triethyl oxonium counterion  $[\text{Et}_3\text{O}][1\text{-OEt}]$  (Figure 4). The NMR analysis of the product in acetonitrile- $d_3$  showed the presence of the characteristic species  $[\text{Et}_3\text{O}]^+$  when measured 10 min after solvent addition (see SI Figure S1). Another  $^1\text{H}$  NMR spectrum of the same sample obtained 3 hours later, however, revealed the presence of  $\text{Et}_2\text{O}$  and another species that was attributed to the deuterated *N*-ethylacetanitrilium cation  $[\text{MeCN-Et}]^+$ . Despite this conversion, the characteristic  $^1\text{H}$ -,  $^{19}\text{F}$ - and  $^{29}\text{Si}$  ( $\delta = -106.6$  ppm) NMR signals of the silicate species  $[1\text{-OEt}]^-$  were not affected (see SI for details). Interestingly, this characteristic  $^{29}\text{Si}$  NMR signal at around  $\delta = -106.6$  ppm was also observed during reactions of 1,5-dimethoxypentane and diglyme with  $1\cdot\text{MeCN}$ . This evidently demonstrated the presence of alkoxy-substituted penta-coordinate silicate anions as intermediates during ether degradation reactions (see SI chapter 3.3).

Single crystals suitable for SC-XRD analysis of  $[\text{MeCN-Et}][1\text{-OEt}]$  were obtained from a saturated solution of  $[\text{Et}_3\text{O}][1\text{-OEt}]$  in  $\text{MeCN}/\text{Et}_2\text{O}$ . As can be seen in Figure 4 the silicon is penta-coordinate with two perfluoropinacolato groups and one ethoxy substituent attached. The  $\text{Si-O}(\text{pin}^f)$  bond lengths range from 1.7070(19) Å to 1.7613(19) Å and align well with the bond lengths already observed for the chloro-, fluoro and hydrido-substituted perfluoropinacolato silicates, published by our group.<sup>[13]</sup> The  $\text{Si1-O5}$  length of 1.6210(19) Å is slightly shorter as for comparable non-fluorinated bis(pinacolato)silicates holding  $\text{MeO-}$ ,  $\text{EtO-}$ , *i*PrO- and *t*BuO-substituents ( $\text{Si-O}$ : 1.661(4)–1.670(3) Å).<sup>[20]</sup> The perfluoropinacolato groups of  $[1\text{-OEt}]^-$  arrange in a distorted see-saw geometry with bond angles of  $124.54(9)^\circ$  for  $\text{O1-Si1-O4}$  and  $170.95(9)^\circ$  for the  $\text{O2-Si1-O3}$  axis. A similar geometry was observed for previously reported

silicate anions with two perfluorinated pinacolato groups and a hydride, fluoride or chloride substituent.<sup>[13]</sup> Related geometries were also found in the case bis(catecholato)silicates with different sterically demanding substituents attached to the silicon center.<sup>[21]</sup>

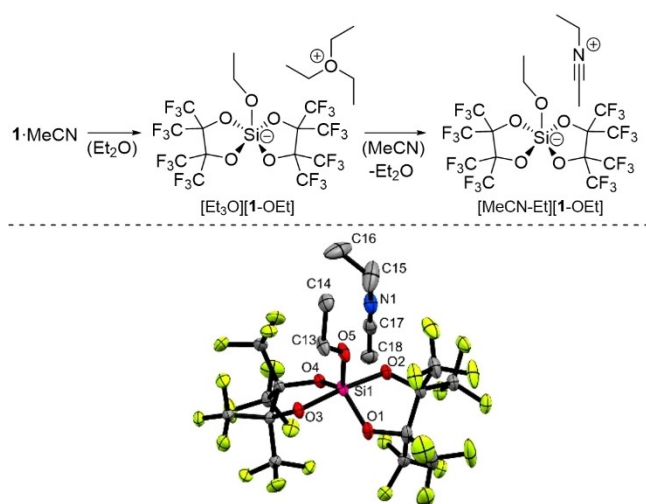
## Conclusion

In conclusion we demonstrated that the neutral Lewis superacid  $1\cdot\text{MeCN}$  efficiently catalyzed the degradation of oligo- and polyethers *via* C–O metathesis. The unmatched reactivity of  $1\cdot\text{MeCN}$  was explained by the sterically predefined mono-coordination of the corresponding adduct that is formed between the Lewis acid **1** and the employed etheric substrate, under the displacement of acetonitrile. The obtained reactivity aligned well with calculation on the reaction mechanism for related catecholato silanes that were given in the literature.<sup>[12]</sup> With the isolation of an anionic ethoxy substituted silicate anion, we further presented a potential reaction intermediate derivative that supports the published mechanistic investigation. Additional degradation studies with TEG-DME revealed a gradual deactivation of catalytic activity which could be explained by an overall deceleration of the metathesis reaction caused by the slower substitution reactions on secondary carbon atoms for substrates holding more than one cyclic product unit. The striking oxophilicity of  $1\cdot\text{MeCN}$  was ultimately demonstrated by the cleavage of  $\text{Et}_2\text{O}$ , yielding the respective penta-oxo-coordinate silicate species, which was fully characterized including SC-XRD analysis.

## Experimental Section

**General Information.** All reaction were performed under argon atmosphere in heat-dried reaction vessels. Reactants for catalytic experiments 1,5-dimethoxypentane, diglyme, tetra- and poly-(ethylene-glycol) dimethylether (TEG-DME, PEG-DME) were degassed and stored over molecular sieves (4 Å). 18-Crown-6 was dried in DCM-solution over molecular sieves (4 Å) prior to use. Solvents were distilled over elemental sodium/benzophenone ( $\text{Et}_2\text{O}$ ) or calcium hydride (acetonitrile, chloroform) and stored over molecular sieves. The used  $\text{Si}(\text{pin}^f)_2\cdot\text{MeCN}$  ( $1\cdot\text{MeCN}$ ) was synthesized according the literature.<sup>[13]</sup>

**Synthesis of  $[\text{Et}_3\text{O}][1\text{-OEt}]$ .** In a screwcap reaction vessel 80.0 mg  $1\cdot\text{MeCN}$  (109  $\mu\text{mol}$ , 1.00 equiv.) were dissolved in 1.3 ml  $\text{Et}_2\text{O}$  (1.25  $\mu\text{mol}$ , 11.5 equiv.). The reaction mixture was kept at room temperature for 24 h and afterwards stored at  $-30^\circ\text{C}$  for 5 days. A colorless precipitate was formed that was collected by filtration, washed three times with 1.0 ml hexane and dried in vacuum. A colorless solid was obtained in 44% yield.  $^1\text{H-NMR}$  (500 MHz, acetonitrile- $d_3$ )  $\delta$  (ppm) = 4.65 (q,  $^3J_{\text{C-H}} = 7.1$  Hz, 6H,  $\text{O}(\text{CH}_2\text{CH}_3)_3$ ), 3.71 (q,  $^3J_{\text{C-H}} = 7.0$  Hz, 2H,  $\text{SiOCH}_2\text{CH}_3$ ), 1.51 (t,  $^3J_{\text{C-H}} = 7.1$  Hz, 9H,  $\text{O}(\text{CH}_2\text{CH}_3)_3$ ), 1.05 (t,  $^3J_{\text{C-H}} = 7.0$  Hz, 3H,  $\text{SiOCH}_2\text{CH}_3$ ).  $^{13}\text{C NMR}$  (126 MHz, acetonitrile- $d_3$ )  $\delta$  (ppm) = 122.82 (qm,  $^1J_{\text{C-F}} = 293.1$  Hz), 84.81 (s,  $\text{O}(\text{CH}_2\text{CH}_3)_3$ ), 83.77 (br,  $\text{OC}(\text{CF}_3)_2$ ), 59.64 (s,  $\text{SiOCH}_2\text{CH}_3$ ), 17.92 (s,  $\text{SiOCH}_2\text{CH}_3$ ), 12.56 (s,  $\text{O}(\text{CH}_2\text{CH}_3)_3$ ).  $^{19}\text{F NMR}$  (471 MHz, acetonitrile- $d_3$ )  $\delta$  (ppm) =  $-69.69$ – $-70.02$  (m, 12F,  $\text{CF}_3$ ),  $-70.18$ – $-70.37$  (m, 12F,  $\text{CF}_3$ ).  $^{29}\text{Si NMR}$  (99 MHz, acetonitrile- $d_3$ )  $\delta$  (ppm) =  $-106.61$  (Si). **Elemental Analysis** calcd. [%] for  $\text{C}_{20}\text{H}_{20}\text{F}_{24}\text{O}_4\text{Si}$ : C



**Figure 4.** Top: Degradation experiment of diethyl ether in the presence of  $1\cdot\text{MeCN}$ , yielding the ethoxy substituted perfluoropinacolato silicate with respective triethyl oxonium or *N*-ethylacetanitrilium cation; Bottom: Molecular structure of  $[\text{MeCN-Et}][1\text{-OEt}]$  obtained by SC-XRD analysis (ellipsoids at 50% probability level). Selected bond lengths (Å): Si1–O5 1.6210(19), Si1–O1 1.7165(19), Si1–O2 1.7613(19), Si1–O3 1.7529(19), Si1–O4 1.7070(19); N1–C15 1.446(4), N1–C17 1.124(4).<sup>[22]</sup>



(28.58), H (2.40), N (–), S (–); found (%): C (28.90), H (2.20), N (0.50), S (–). **m.p.**: 97.5–110.2 °C.

**General procedure catalysis experiments.** All C–O metathesis reactions were carried out in PTFE-sealed J-Young NMR tubes. The respective amount of reactant was dissolved in 0.4 ml CDCl<sub>3</sub> and 3.0 μl of mesitylene were added as an internal standard. A <sup>1</sup>H NMR analysis of that solution was performed as a zero-point measurement for yield determination. The reactions were started by the addition of the given amount of catalyst 1-MeCN. The samples were then stored at various temperatures using an oil-bath. Reaction progress was monitored via <sup>1</sup>H NMR spectroscopy by the integration of the product signals with respect to the internal standard.

## Acknowledgements

We want to thank Dr. Franziska Hanusch for the SC-XRD measurement and refinement and Ivan Antsiburov M.Sc. for ESI MS measurements. Furthermore, we thank the WACKER Chemie AG for the unrestrained support that enabled us to carry out this research project. Open Access funding enabled and organized by Projekt DEAL.

## Conflict of Interests

The authors declare no conflict of interest.

## Data Availability Statement

The data that support the findings of this study are available in the supplementary material of this article.

**Keywords:** C–O bond metathesis · Et<sub>2</sub>O cleavage · Lewis acidic silanes · poly(ether) degradation · silicon catalysis

- [1] United Nations Development Program, Green economy and green jobs: Challenges and opportunities, can be found under <https://www.undp.org/eurasia/publications/green-economy-and-green-jobs-challenges-and-opportunities>, 2019, (accessed 16 January 2023).
- [2] a) Plastics Europe, Plastics-the Facts 2022, can be found under [https://plasticseurope.org/de/wp-content/uploads/sites/3/2022/10/PE-PLAS-TICS-THE-FACTS\\_20221017.pdf](https://plasticseurope.org/de/wp-content/uploads/sites/3/2022/10/PE-PLAS-TICS-THE-FACTS_20221017.pdf), 2022, (accessed 16 January 2023); b) Statista, Distribution of plastic waste treatment worldwide in 2018 by method (Basel Convention 24 February 2020), can be found under <https://www.statista.com/statistics/1271029/global-plastic-waste-treatment-by-sector/>, 2020, (accessed 17 January 2023).

- [3] a) A. Rahimi, J. M. García, *Nat. Chem. Rev.* 2017, 1, 0046; b) M. Hong, E. Y. X. Chen, *Green Chem.* 2017, 19, 3692–3706.
- [4] R. Klein, F. R. Wurm, *Macromol. Rapid Commun.* 2015, 36, 1147–1165.
- [5] A.-L. Brocas, C. Mantzaridis, D. Tunc, S. Carloti, *Prog. Polym. Sci.* 2013, 38, 845–873.
- [6] a) S. Enthaler, *Catal. Lett.* 2014, 144, 850–859; b) S. Enthaler, M. Weidauer, *ChemSusChem* 2012, 5, 1195–1198; c) S. Enthaler, M. Weidauer, *Chem. Eur. J.* 2012, 18, 1910–1913.
- [7] a) Y. Wang, Y. Hou, H. Song, *Polym. Degrad. Stab.* 2017, 144, 17–23; b) S. Enthaler, *J. Appl. Polym. Sci.* 2014, 131; c) S. Enthaler, A. Trautner, *ChemSusChem* 2013, 6, 1334–1336.
- [8] T. Biberger, S. Makai, Z. Lian, B. Morandi, *Angew. Chem. Int. Ed.* 2018, 57, 6940–6944; *Angew. Chem.* 2018, 130, 7057–7061.
- [9] H. Wang, Y. Zhao, F. Zhang, Y. Wu, R. Li, J. Xiang, Z. Wang, B. Han, Z. Liu, *Angew. Chem. Int. Ed.* 2020, 59, 11850–11855; *Angew. Chem.* 2020, 132, 11948–11953.
- [10] a) L. Monsigny, J.-C. Berthet, T. Cantat, *ACS Sustainable Chem. Eng.* 2018, 6, 10481–10488; b) E. Feghali, T. Cantat, *ChemSusChem* 2015, 8, 980–984.
- [11] K. Leszczyńska, A. Mix, R. J. F. Berger, B. Rummel, B. Neumann, H.-G. Stammer, P. Jutzi, *Angew. Chem. Int. Ed.* 2011, 50, 6843–6846; *Angew. Chem.* 2011, 123, 6975–6978.
- [12] N. Ansmann, T. Thorwart, L. Greb, *Angew. Chem. Int. Ed.* 2022, 61, e202210132.
- [13] F. S. Tschernuth, T. Thorwart, L. Greb, F. Hanusch, S. Inoue, *Angew. Chem. Int. Ed.* 2021, 60, 25799–25803; *Angew. Chem.* 2021, 133, 26003–26007.
- [14] a) T. Thorwart, D. Roth, L. Greb, *Chem. Eur. J.* 2021, 27, 10422–10427; b) A. Hermannsdorfer, M. Driess, *Angew. Chem. Int. Ed.* 2021, 60, 13656–13660; *Angew. Chem.* 2021, 133, 13769–13773; c) D. Roth, H. Wadepohl, L. Greb, *Angew. Chem. Int. Ed.* 2020, 59, 20930–20934; *Angew. Chem.* 2020, 132, 21116–21120; d) D. Hartmann, M. Schädler, L. Greb, *Chem. Sci.* 2019, 10, 7379–7388; e) R. Maskey, M. Schädler, C. Legler, L. Greb, *Angew. Chem. Int. Ed.* 2018, 57, 1717–1720; *Angew. Chem.* 2018, 130, 1733–1736.
- [15] T. Thorwart, D. Hartmann, L. Greb, *Chem. Eur. J.* 2022, 28, e202202273.
- [16] \*7 mol% when referenced to the reaction product 1,4-dioxane..
- [17] \*10 mol% when referenced to the amount of reaction product.
- [18] a) R. J. Ouellette, J. D. Rawn, *Organic Chemistry*, Elsevier, Boston, 2014, pp. 333–356; b) E. Uggerud, *J. Phys. Org. Chem.* 2006, 19, 461–466.
- [19] C. J. Forsyth, T. J. Murray, *Science of Synthesis, Category 5, Compounds with One Saturated Carbon Heteroatom Bond, Vol. 37*, 1st ed., Thieme Stuttgart, 2008.
- [20] a) K. C. Kumara Swamy, V. Chandrasekhar, J. J. Harland, J. M. Holmes, R. O. Day, R. R. Holmes, *Phosphorus Sulfur Silicon Relat. Elem.* 1995, 99, 239–256; b) R. R. Holmes, R. O. Day, J. S. Payne, *Phosphorus Sulfur Silicon Relat. Elem.* 1989, 42, 1–13.
- [21] a) D. Hartmann, T. Thorwart, R. Müller, J. Thusek, J. Schwabedissen, A. Mix, J.-H. Lamm, B. Neumann, N. W. Mitzel, L. Greb, *J. Am. Chem. Soc.* 2021, 143, 18784–18793; b) D. Hartmann, S. Braner, L. Greb, *Chem. Commun.* 2021, 57, 8572–8575.
- [22] Deposition Number 2241855 [MeCN Et][1-OEt] contains the supplementary crystallographic data for this paper. These data are provided free of charge by the joint Cambridge Crystallographic Data Centre and Fachinformationszentrum Karlsruhe Access Structures service.

Manuscript received: February 14, 2023

Revised manuscript received: March 19, 2023

Accepted manuscript online: March 21, 2023

Version of record online: May 2, 2023